



# **UT MARTIN SKYHAWKS**

## **2014 SOFTBALL**



# 2014 UT MARTIN SOFTBALL ROSTER



**KENZI TATE**  
Jr. • P/3B • Opdyke, Ill.



**TAYLER JERRICK**  
Fr. • P/Util. • Anaheim, Calif.



**SAMANTHA MCCLURE**  
Jr. • IF • Georgetown, Ind.



**ELIZABETH WIEGAND**  
Fr. • P • Moscow Mills, Mo.



**KELSEY DIXON**  
Jr. • OF • O'Fallon, Mo.



**STEPHANIE NIDIFFER**  
Sr. • 3B/1B • Nashville, Tenn.



**AUTUMN GLENN**  
So. • P/IF • Covington, Tenn.



**CASEY VINCENT**  
Jr. • P • Hillboro, Tenn.



**KAYLA WADE**  
Sr. • OF • Swansea, Ill.



**GABBY GLENN**  
Fr. • OF • Covington, Tenn.



**LINDSEY FEIGL**  
Jr. • IF • Chesterfield, Mo.



**DEVEN WILSON**  
So. • C • Eva, Tenn.



**TAYLOR MANNING**  
Fr. • Util. • Long Beach, Calif.



**CARLY GONZALES**  
Fr. • OF • Anaheim, Calif.



**JESSIE BRITT**  
So. • IF • Indianapolis, Ind.



**JULI LAYNE**  
So. • OF • Hillsboro, Tenn.



**LAUREN SMITH**  
Jr. • 1B • O'Fallon, Ill.



**BROOKE KENNEDY**  
Fr. • P/Util. • Bath Springs, Tenn.



**BELLA ZIZZI**  
Fr. • Util. • Cross Plains, Tenn.



**RENATE MECKL**  
Fr. • OF/C • Oconomowoc, Wis.

## On Deck

### Inside the 2014 UT Martin Softball Media Guide

#### STARTING LINEUP

Quick facts .....	4
Media Information .....	5
Bettye Giles Field .....	6-7
Skyhawk Park .....	8-9
Roster .....	10

#### MEET THE SKYHAWKS

The Returners .....	12-33
The Newcomers .....	34-38

#### COACHING STAFF

Head Coach Donley Canary .....	40-41
Assistant Coach Sarah Daws .....	42
Graduate Assistant Coach Ashley Archer .....	43
Support Staff .....	44

#### 2014 SEASON PREVIEW

Looking at the 2014 Season .....	46-47
2014 Calendar Schedule .....	48
Position-by-Position Breakdown .....	49
Tournament Schedule .....	51
Opponent Profiles .....	52-57
Travel Schedule .....	58

#### 2013 SEASON REVIEW

Season Recap .....	60
Overall Statistics .....	61
Ohio Valley Conference Statistics .....	62
Season Results .....	63
Conference Recap .....	64

#### RECORD BOOK

Skyhawks of Distinction .....	66-67
Yearly Stat Leaders .....	68
Record Books .....	69-71
All-Time Roster .....	72-74
All-Time Results .....	75-81
Yearly Records .....	82-85

#### THIS IS UT MARTIN

Skyhawk Athletics .....	86-91
This is UT Martin .....	92-98
Ohio Valley Conference .....	99
Athletics Director Julio Freire .....	100-101
Skyhawk Athletic Staff .....	102
Team Photo .....	103



*Kenzi Tate*

Kenzi Tate took home All-OVC first team honors last season along with being tabbed to the NFCA Division I All-Region team after leading the team with a .359 batting average, 13 home runs and a program record, 56 RBIs. Tate ranked in the top in several statistical categories is the OVC with her RBI numbers while splitting duty between third base and the pitchers circle. While in the circle, Tate led the team with a 20-6 record along with a 2.79 ERA.

**CREDITS** The 2014 UT Martin Softball Media Guide is produced by The University of Tennessee at Martin Sports Information office, a division of The University of Tennessee at Martin Athletic Department. The guide was designed and edited by Alex Boggis. Cover artwork, primary layout and design by Alex Boggis. Photography provided by Trevor Ruszkowski, Tyler Holmes and Nathan Morgan of the UT Martin office of University Relations and special contributions from Vikki Williams. Special assistance provided by Ryne Rickman, Jordan Tucker, Jake Rogers and Cayce Wainscott.

The University of Tennessee at Martin does not discriminate on the basis of race, sex, color, religion, national origin, age, disability or veteran status in provision of educational opportunities or employment opportunities and benefits. UT Martin does not discriminate on the basis of sex or disability in the education programs and activities which it operates, pursuant to requirements of Title VI of the Civil Rights Act of 1964 as codified in 42 U.S.C. 2000D; Title IX of the Educational Amendments of 1972, Public Law 92 318; Section 504 of the Rehabilitation Act of 1973, Public Law 93-112; the Americans with Disabilities Act of 1990, Public Law 101-336; and the Age Discrimination in Employment Act. This policy extends to both employment by and admission to the university. Inquiries concerning Title VI, Title IX, Section 504, the Americans with Disabilities Act, and the Age Discrimination in Employment Act should be directed to the Office of Equity and Diversity, 240 Gooch Hall, UT Martin, Martin, TN 38238-5002, 731-881-7202. Charges of violation of the above policy also should be directed to the Equity and Diversity Officer. E05-0416-00-17-14



STARTING LINEUP

SKYHAWK ROSTER

COACHING STAFF

SEASON PREVIEW

2013 REVIEW

RECORD BOOK

THIS IS UT MARTIN

STARTING LINEUP

SKYHAWK ROSTER

COACHING STAFF

SEASON PREVIEW

2013 REVIEW

RECORD BOOK

THIS IS UT MARTIN



**RYNE RICKMAN**  
Sports Information  
Director



**ALEX BOGGIS**  
Sports Information  
Assistant



**JAKE ROGERS**  
Sports Information  
Student Assistant



**JORDAN TUCKER**  
Sports Information  
Student Assistant



**CAYCE WAINSCOTT**  
Sports Information  
Student Assistant

**RYNE RICKMAN**

(Football, Men's Basketball, Baseball, Volleyball, Golf, Equestrian, Rodeo)  
**Sports Information Director**  
**Office Phone:** 731-881-7632  
**Cell Phone:** 270-703-2601  
**E-Mail:** rrickman@utm.edu

**ALEX BOGGIS**

(Women's Basketball, Football, Soccer, Softball, Cross Country and Tennis)  
**Sports Information Assistant**  
**Office Phone:** 731-881-7694  
**Cell Phone:** 618-357-1536  
**E-Mail:** daboggis@utm.edu

**Office Fax:** 731-881-7624  
**Web Site:** www.utmsports.com  
**Facebook:** /UTMSports  
**Twitter:** @UTMSports  
**Instagram:** UTMSports

**Mailing Address:**  
UT Martin Sports Information  
1022 Elam Center  
Martin, TN 38238

**UNIVERSITY INFORMATION**

Location..... Martin, Tenn.  
Founded.....1900; Senior College, 1951  
Enrollment..... 8,400  
Nickname ..... Skyhawks  
Colors ..... Navy Blue & Orange  
Affiliation ..... NCAA Division I  
Conference ..... Ohio Valley  
Chancellor ..... Dr. Tom Rakes  
Athletics Director .....Julio Freire  
Athletics Office..... 731-881-7660  
Assistant AD/SWA ..... Danelle Fabianich

**COACHING STAFF**

Head Coach..... Donley Canary  
Alma Mater ..... Tennessee Tech, 1978  
Career Record ..... 407-289-1 (13th Season)  
Record at UT Martin.....Same  
E-mail..... dcanary@utm.edu  
Office Phone ..... 731-881-7162  
Assistant Coach ..... Sarah Daws (UT Martin, 2003)  
Graduate Assistant . Ashley Archer (Morehead State, 2010)  
Athletic Trainer ..... Katherine Malik

**TEAM INFORMATION**

2013 Overall Record.....37-20  
2013 Conference Record/Finish..... 14-10/4th  
Postseason.....OVC Tournament Finals  
Home..... 11-7  
Away ..... 8-6  
Neutral ..... 18-7  
Letterwinners Returning/Lost..... 11/8  
Position Starters Returning/Lost..... 7/2  
Pitching Starters Returning/Lost..... 3/1  
Newcomers ..... 9

**PROGRAM HISTORY**

First Year of Softball..... 1985  
All-Time Record .....658-603-4  
All-Time Bettye Giles Field.....206-145-2  
All-Time OVC Record ..... 217-211

**SPORTS INFORMATION**

Softball Contact ..... Alex Boggis  
E-mail..... daboggis@utm.edu  
Office Phone..... 731-881-7694  
Office Fax..... 731-881-7624  
Cell Phone .....618-357-1536  
Website..... www.UTMSports.com  
Social Media..... @UTMSports

**CREDENTIAL REQUESTS**

Requests for season or single-game working media credentials may be made through Alex Boggis and the Sports Information Office by e-mail or fax [(731) 881-7694] on official letterhead, at least 24 hours in advance. Passes may be picked up in advance at the Sports Information Office.

**COVERING PRACTICE**

Practice is open to the media and the public. Please contact Alex Boggis in the Sports Information Office at least three days in advance to arrange player or coach feature interviews. If you plan to cover practice, please contact the Sports Information Office on a daily basis to check about changes in the schedule.

**PLAYER AND COACH INTERVIEWS**

Media wishing to interview the coaches or players are encouraged to set up interviews in advance with the Sports Information Office. Generally the best time to conduct an interview is after practice. Coach Donley Canary and the players are also available for phone interviews. The Sports Information Office will assist with all such requests.

**PRESS BOX**

The Bettye Giles Field Press Box is located above the spectator seating area behind home plate. Press box seating space is limited so credentialed working media only will be permitted in the press box during games. Children and spectators will not be permitted in the Bettye Giles Field Press Box.

**PRESS AREA SERVICES**

The press area is located in the Bettye Giles Field Press Box. Media information including game notes and game day score cards will be available in this area. Upon request phone lines can be made available.

**STATISTICAL SERVICES**

Services provided include statistics generated from the STATCREW computer statistics program. Wireless internet is not currently available in the Bettye Giles Field Press Box.

**PHOTOGRAPHER CREDENTIALS**

Credentials will be issued only to accredited photographers or those individuals on special assignment. Credentials should be requested at least one week in advance from Alex Boggis in UT Martin Sports Information office. During regular season games, work areas include areas along both the first and third base foul lines, beyond the bases. Photographers are also allowed to shoot from any area outside the fence that does not interfere with play of the game.

**RADIO**

Requests to broadcast must be made in advance at the earliest possible date to receive permission. Stations are responsible for contacting the Sports Information Office for use of the phone line in the Bettye Giles Field Press Box.

**MEDIA PARKING**

Parking space is limited. The media must request parking access along with other credential requests. Media coverage on a regular basis will insure first priority in the upper parking lot located adjacent to the Kathleen and Tom Elam Center.

**DIRECTIONS TO BETTYE GILES FIELD**

**From I-24 East (Paducah, Ky.)**

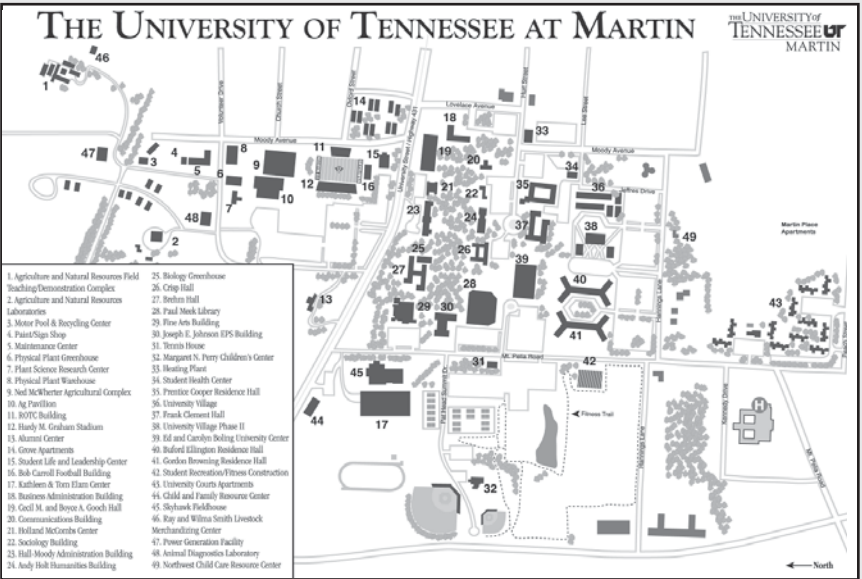
Take Exit 7 (Mayfield/Paducah) to Hwy. 45 South toward Mayfield. At Mayfield, turn right on Purchase Parkway (Fulton, Ky. Exit 121). At Fulton, follow Hwy. 45E South Bypass to Martin. Turn right onto University Street and continue on to the intersection of Mt. Pelia road. Turn left on to Mt. Pelia Road, then make the first right at Pat Head Summit Drive. Bettye Giles Field will be at the end of Pat Head Summit Drive.

**From I-40 West (Nashville, Tenn.)**

Take Exit 108 North (Parker's Crossroads) to Highway 22. Follow Highway 22 to Martin. Exit onto Skyhawk Parkway and turn right at the first traffic light onto University Street. Make a right at the first traffic light on to Mt. Pelia Drive, then make the first right at Pat Head Summit Drive. Bettye Giles Field will be at the end of Pat Head Summit Drive.

**From I-40 East (Memphis, Tenn.)**

Take Exit 80-B North to Highway 45 By-pass. Follow Highway 45E (Milan Exit) to Martin. Exit onto Skyhawk Parkway and turn right at the first traffic light onto University Street. Make a right at the first traffic light on to Mt. Pelia Drive, then make the first right at Pat Head Summit Drive. Bettye Giles Field will be at the end of Pat Head Summit Drive.





BETTYE GILES FIELD



In 1996 The University of Tennessee at Martin softball team enjoyed its first season at its new on-campus facility, Bettye Giles Field. Dedicated April 13, 1996, the softball facility is one of the latest projects for Ms. Giles, who has been a part of the UT Martin faculty since 1952. Giles was a driving force behind almost every program relating to women’s athletics at UT Martin today. She served as women’s athletics director for 25 years and was an integral part of making UT Martin a pioneer for intercollegiate women’s athletics.


Bettye Giles Field is 190 feet down each line and 220 feet to straight away centerfield. Since 1996 the Skyhawk program has added new field lights, stadium bleacher seating, state-of-the-art hitting facility, concession stand and press box to Bettye Giles Field.

In 2013, Bettye Giles Field received an infield update. With the donation of private funds, Bettye Giles Field is now equipped with a turf field halo ring which facilitates performance and improved maintenance.





SKYHAWK PARK



The Skyhawk Baseball/Softball Fieldhouse is a 7,000-square-foot building for the Skyhawks baseball and softball programs. The building is located at the west end of Pat Summitt Drive on the north side (the baseball side) of the street.



The Athletic Fieldhouse includes offices, equipment storage, locker rooms, showers, team meeting space, and laundry facilities for both baseball and softball programs. In addition, the east end of the building includes public restrooms and a concession stand. There is limited amount of new parking, an entry feature for Skyhawk Park and additional perimeter fencing. Both fields now have lighting and new grandstands.





STARTING LINEUP

SKYHAWK ROSTER

COACHING STAFF

SEASON PREVIEW

2013 REVIEW

RECORD BOOK

THIS IS UT MARTIN

NUMERICAL ROSTER

No.	Name	Pos.	B/T	Ht.	Yr.	Hometown (Previous School)
1	Kenzi Tate	3B/P	R/R	5-7	Jr.	Opdyke, Ill. (Mount Vernon HS)
2	Tayler Jerrick	P/Util.	R/R	5-6	Fr.	Anaheim, Calif. (John F. Kennedy HS)
3	Samantha McClure	INF	R/R	5-7	Jr.	Georgetown, Ind. (Floyd Central HS)
4	Elizabeth Wiegand	P	R/R	5-10	Fr.	Moscow Mills, Mo. (Troy Buchanan HS)
5	Kelsey Dixon	OF	L/R	5-3	Jr.	O'Fallon, Mo. (Fort Zumwalt West HS)
6	Stephanie Nidiffer	3B/1B	R/R	5-8	Sr.	Joelton, Tenn. (Goodpasture Christian)
7	Autumn Glenn	P/INF	R/R	6-0	So.	Covington, Tenn. (Covington HS)
8	Casey Vincent	P	L/L	5-9	Jr.	Hillsboro, Tenn. (Coe County HS)
9	Kayla Wade	OF	L/R	5-7	Sr.	Swansea, Ill. (Belleville East HS)
11	Gabby Glenn	OF	R/R	6-0	Fr.	Covington, Tenn. (Covington HS)
12	Lindsey Feigl	INF	R/R	5-7	Jr.	Chesterfield, Mo. (Parkway Central HS)
13	Deven Wilson	C	R/R	5-10	So.	Eva, Tenn. (Camden Central HS)
15	Taylor Manning	Util.	R/R	5-7	Fr.	Long Beach, Calif. (Lakewood HS)
17	Carly Gonzales	OF	L/L	5-6	Fr.	Anaheim, Calif. (El Dorado HS)
21	Jessie Britt	INF	R/R	5-7	So.	Indianapolis, Ind. (Ben Davis HS)
23	Juli Layne	OF	L/R	5-6	So.	Hillsboro, Tenn. (Middle Tennessee)
24	Lauren Smith	1B	R/R	5-9	Jr.	O'Fallon, Ill. (O'Fallon HS)
27	Brooke Kennedy	P/Util.	L/R	5-11	Fr.	Bath Springs, Tenn. (Riverside HS)
31	Bella Zizzi	INF	L/R	5-4	Fr.	Cross Plains, Tenn. (East Robertson HS)
32	Renate Meckl	OF/C	R/R	5-9	Fr.	Oconomowoc, Wis. (Oconomowoc HS)

COACHING STAFF

Head Coach:	Donley Canary (Tennessee Tech, 1978)	13th season
Assistant Coach:	Sarah Daws (UT Martin, 2005)	Seventh season
Graduate Assistant:	Ashley Archer (Morehead State, 2010)	Second season
Athletic Trainer:	Katherine Malik	

BY BATTING HAND

Right (13): Tate, Jerrick, McClure, Wiegand, Nidiffer, A. Glenn, G. Glenn, Feigl, Wilson, Manning, Britt, Smith, Meckl

Left (7): Dixon, Vincent, Wade, Gonzales, Layne, Kennedy, Zizzi

BY THROWING HAND

Right (18): Tate, Jerrick, McClure, Wiegand, Dixon, Nidiffer, A. Glenn, Wade, G. Glenn, Feigl, Wilson, Manning, Britt, Layne, Smith, Kennedy, Zizzi, Meckl

Left (2): Vincent, Gonzales

BY CLASS

Senior (2): Nidiffer, Wade

Junior (6): Dixon, Feigl, McClure, Smith, Tate, Vincent

Sophomore (4): Britt, Glenn, Layne, Wilson

Freshman (8): Glenn, Gonzales, Jerrick, Kennedy, Manning, Meckl, Wiegand and Zizzi

PRONUNCIATION GUIDE

No.	Name	Pronunciation
2	Tayler Jerrick	Tayler <b>Jare-ick</b>
4	Elizabeth Wiegand	Elizabeth <b>Wee-gand</b>
6	Stephanie Nidiffer	Stephanie <b>Nie-differ</b>
12	Lindsey Feigl	Lindsey <b>Fie-gul</b>
23	Juli Layne	<b>Julie</b> Lane
31	Bella Zizzi	<b>Bell-a Zee-Zee</b>
32	Renate Meckl	<b>Ren-ah-ta</b> Meckl



MEET THE  
SKYHAWKS



STARTING LINEUP

SKYHAWK ROSTER

COACHING STAFF

SEASON PREVIEW

2013 REVIEW

RECORD BOOK

THIS IS UT MARTIN



# Stephanie Nidiffer

5-5 • SENIOR • R/R • THIRD BASE / FIRST BASE  
JOELTON, TENN. • GOODPASTURE CHRISTIAN SCHOOL

6

2013 SEASON:

Appeared in 30 games for the Skyhawks, earning the starting nod in 17 ... Used primarily as a pinch hitter and in the designated player slot ... Had a .203 average with two home runs and seven RBI ... Drew one walk while recording one steal and scoring six runs ... Hit a home run and drove in two runs against Ole Miss on Feb. 23 ... Hit a home run against Mississippi Valley State on Feb. 22 ... Recorded 48 putouts and 10 assists ... Named to Ohio Valley Conference Commissioner's Honor Roll.

2012 SEASON:

Appeared in 35 games for the Skyhawks, starting 28 ... Used primarily at third base ... Had a .188 batting average with 12 hits ... Had a season-best two hits and two RBI against Eastern Kentucky ... Recorded 96 putouts and 37 assists.

2011 SEASON:

Appeared in 38 games for the Skyhawks ... Named to OVC All-Newcomer team ... Hit .330 with one home run and 36 hits on the year ... Drove in 17 RBI in 94 plate appearances.



HIGH SCHOOL:

Played for coaches Lee Philips and Bill Cartwright at Goodpasture ... Played all infield positions and pitched ... Was named Most Improved in 2007 ... Won the Heart Award for Best Effort in 2008 and 2009 ... Named first-team All-Midstate in 2009 ... Earned the District 8-AA Tournament MVP in 2009 ... Helped Goodpasture win four consecutive district titles, four consecutive regional crowns and three state championships (2006, 2007 and 2008) ... Helped the Cougars make it back to the state title game in 2009.

SUMMER BALL:

Played for Tennessee Rampage and the Tennessee Ballhawks.

PERSONAL:

Is the daughter of Jeff and Shawn Nidiffer ... Born on Sept. 11, 1992 ... Received numerous academic awards ... Was among the Top 20 percent in her senior class ... Majoring in agriculture.

CAREER GAME HIGHS	
Hits	3 vs. Austin Peay (Mar. 22, 2011)
At Bats	4 (2x) last vs. Southern Illinois (Apr. 10, 2013)
Doubles	1 (7x) last vs. Niagara (March 8, 2013)
Triples	1 vs. Jacksonville State (Apr. 23, 2011)
Home Runs	1 (3x) last at Ole Miss (Feb. 23, 2013)
Runs Scored	1 (18x) last at SIU Edwardsville (March 16, 2013)
Runs Batted In	2 (6x) last at Ole Miss (Feb. 23, 2013)
Walks	3 at Tennessee Tech (Mar. 18, 2012)
Sacrifices	1 (10x) last at SIU Edwardsville (March 16, 2013)
Stolen Bases	1 (2x) last vs. Detroit (March 5, 2013)

Stephanie Nidiffer Career Stats:

Year	avg	gp-gs	ab	r	h	2b	3b	hr	rbi	tb	slg%	bb	hbp	so	gdp	ob%	sf	sh	sb-att	po	a	e	fld%
2011	.330	38-34	94	7	31	4	1	1	17	40	.426	8	1	17	1	.388	0	2	0-0	26	68	8	.922
2012	.188	35-28	64	2	12	1	0	0	7	13	.203	11	1	18	0	.316	0	6	1-1	96	37	3	.978
2013	.203	30-17	64	6	13	2	0	2	7	21	.328	1	2	22	0	.239	0	2	1-1	48	10	1	.983
TOTAL	.252	103-79	222	15	56	7	1	3	31	74	.333	20	4	57	1	.325	0	10	2-2	170	115	12	.960



STARTING LINEUP

SKYHAWK ROSTER

COACHING STAFF

SEASON PREVIEW

2013 REVIEW

RECORD BOOK

THIS IS UT MARTIN



STARTING LINEUP

SKYHAWK ROSTER

COACHING STAFF

SEASON PREVIEW

2013 REVIEW

RECORD BOOK

THIS IS UT MARTIN

STARTING LINEUP

SKYHAWK ROSTER

COACHING STAFF

SEASON PREVIEW

2013 REVIEW

RECORD BOOK

THIS IS UT MARTIN



# Kayla Wade

5-6 • SENIOR • L/R • OUTFIELD  
SWANSEA, ILL. • BELLEVILLE EAST HS

9

**2013 SEASON:**  
Appeared in 56 games for the Skyhawks, earning the starting nod in 51 games ... Named to Ohio Valley Conference All-Tournament team ... Had a .282 batting average with three home runs and 23 RBI ... Drew 16 walks while stealing 32 bases and scoring 36 runs ... Hit eight triples ... Had 10 multi-hit games and seven multi-RBI games ... Posted dominating figures in the OVC Tournament, hitting .471 with two home runs and six RBI in 17 plate appearances ... Hit home runs against Southern Illinois (Apr. 10, first career home run), Morehead State (May 10) and Eastern Kentucky

(May 11) ... Went 2-for-3 with a home run and two RBI against Eastern Kentucky on May 11 ... Recorded 53 putouts and two assists ... Named to OVC Commissioner's Honor Roll.

**2012 SEASON:**  
Appeared and started in all 63 games for the Skyhawks ... Named to OVC All-Tournament team and All-OVC second team ... Had a .332 batting average and ranked seventh in the OVC with 65 hits ... Stole 15 bases and drew nine walks ... Ranked third in the OVC with 48 runs scored ... Ranked second in the OVC with five triples ... Had four games with three hits and 17 multi-hit games



... Went 5-for-16 in the OVC Tournament with two RBI and four runs scored ... Tallied three hits, a double, an RBI and two runs scored against Southern ... Recorded 87 putouts and five outfield assists.

**2011 SEASON:**  
Appeared in 41 games for the Skyhawks ... Scored 11 runs while batting .400 ... Recorded five stolen bases.

**HIGH SCHOOL:**  
Won the Bob Baldwin Award for top female multi-sport athlete ... Was a four-year member of the golf and softball teams ... Was a three-year starter for the softball team ... Voted first team all-conference as a senior ... Batted .405 with 12 extra base hits and drove in 23 runs ... Stole 23 bases.

**SUMMER BALL:**  
Played for the Comets and Midland Magic.

**PERSONAL:**  
Is the daughter of David and Kathy Wade ... Born on Aug. 29, 1991 ... Named Student of the Month and Student of the Triad in high school ... Majoring in health and human performance.

CAREER GAME HIGHS

Hits .....3 (5x) last vs. SIU Edwardsville (May 11, 2013)  
At Bats .....5 at Southeast Missouri (May 4, 2013)  
Doubles .....1 (6x) last at Arkansas (Apr. 14, 2012)  
Triples .....1 (12x) last vs. Murray State (May 12, 2013)  
Home Runs .....1 (3x) last vs. Eastern Kentucky (May 11, 2013)  
Runs Scored .....3 (2x) last vs. Detroit (March 5, 2013)  
Runs Batted In .....4 vs. Morehead State (May 10, 2013)  
Walks .....2 (2x) last vs. Miss. Valley State (Feb. 22, 2013)  
Sacrifices .....1 (9x) last vs. Morehead State (May 10, 2013)  
Stolen Bases .....3 (2x) last vs. Austin Peay (March 29, 2013)

Kayla Wade Career Stats:

Year	avg	gp-gs	ab	r	h	2b	3b	hr	rbi	tb	slg%	bb	hbp	so	gdp	ob%	sf	sh	sb-att	po	a	e	fld%
2011	.400	41-1	5	11	2	0	0	0	1	2	.400	0	0	1	0	.400	0	0	5-8	0	0	1	.000
2012	.332	61-61	196	48	65	6	5	0	19	81	.413	9	8	34	0	.385	0	2	15-21	87	5	3	.968
2013	.282	56-51	156	36	44	7	8	3	23	76	.487	16	14	46	0	.398	0	7	32-36	53	2	1	.982
TOTAL	.311	158-113	357	95	111	13	13	3	43	159	.445	25	22	81	0	.391	0	9	52-65	140	7	5	.967





STARTING LINEUP

SKYHAWK ROSTER

COACHING STAFF

SEASON PREVIEW

2013 REVIEW

RECORD BOOK

THIS IS UT MARTIN



# Kenzi Tate

5-7 • JUNIOR • R/R • THIRD BASE / PITCHER  
OPDYKE, ILL. • MOUNT VERNON HS



**2013 SEASON:**  
Took home National Fastpitch Coaches Association Division I All-Region honors along with being tabbed to the All-Ohio Valley Conference first team and to the OVC All-Tournament team ... Named OVC Player of the Week (May 6) ... Named to Madness OVC All-Conference second team ... Tate saw a dramatic transition into the Skyhawks' primary offensive weapon in just her sophomore campaign ... Led the team with a .359 batting average, 13 home runs and 56 RBI ... Set a UT Martin single-season record with 56 RBI ... Tied three single-game records against Detroit-Mercy, registering four hits, two home runs and



10 total bases ... Finished the season ranking first in the OVC in runs batted in (56), first in home runs (13), third in total bases (112) and fourth in slugging percentage (.659) ... Dominated in the OVC Tournament from the batter's box and the pitching circle, maintaining a .353 batting averages while hitting two home runs and driving in eight RBI ... Posted four, four RBI games against Detroit Mercy (Mar. 5), Tennessee State (Mar. 23), Southeast Missouri (May 4) and Murray State (May 12) ... While in the circle, Tate led the team with a 20-6 record along with a 2.79 ERA ... She struck out 97 while allowing just 66 walks ... She allowed just 64 earned runs in 160.2 innings of work ... Appeared in 22 games, recording 17 complete games, including three shutouts and two saves ... Strung together a nine-game winning streak ... Held opponents to a .255 batting average ... Posted a dominating outing against Penn on Mar. 7, pitching an 8.0 inning shutout while striking out eight and walking just two ... Recorded 52 putouts and 136 assists ... Named NFCA scholar-athlete and to OVC Commissioner's Honor Roll.

**2012 SEASON:**  
Appeared in 44 games for the Skyhawks, starting 36 ... Used primarily at third base and pitcher ... Had a .170 batting average with 17 hits ... Hit one home run and drove in 10 RBI ... Drew 19 walks and stole one base ... Drew three walks against Northern Colorado ... Posted a breakout performance on March 17 at Tennessee Tech going 2-for-4 with two doubles and two RBI ... Stood out against Eastern Illinois going 2-for-5 in

the series with two RBI ... Hit one home run against SIU Edwardsville ... Appeared in nine games at pitcher, starting four ... Posted two wins with a 4.72 ERA ... Struck out 15 in 29.2 innings of work ... Had a season-best pitching performance against Cleveland State pitching a complete game while striking out four and allowing just three hits ... Recorded 36 putouts and 69 assists.

**BEFORE UT MARTIN:**  
A three-time all state selection ... three-time conference MVP ... three-time team MVP ... four-time all South selection ... Named the 2011 Southern Illinoisian Player of the Year ... Led Mt Vernon to its first Class 3A softball sectional championship appearance ... all-time leader in hits (157), doubles (43), home runs (22), RBI (153), pitching appearances (78), innings pitched (470), shutouts (28), strikeouts (689), wins (57), and lowest ERA (0.88). She is second in games played (124) and no-hitters (3), third in at-bats (356), and on-base percentage (.532), and was walked a single season record 25 times ... was 17-4 in the circle with a 1.29 ERA and 169 strikeouts. At the plate, she hit .475 with 11 homers and 38 RBI.

### BATTING CAREER GAME HIGHS

Hits .....4 vs. Detroit (March 5, 2013)  
At Bats .....5 at Southeast Missouri (May 4, 2013)  
Doubles .....2 (3x) last at Southeast Missouri (May 4, 2013)  
Triples .....None  
Home Runs .....2 vs. Detroit (March 5, 2013)  
Runs Scored .....3 vs. Detroit (March 5, 2013)  
Runs Batted In .....4 (3x) last vs. Murray State (May 12, 2013)  
Walks .....3 vs. Kansas (Feb. 10, 2012)  
Sacrifices .....1 (10x) last vs. Southern Illinois (Apr. 10, 2013)  
Stolen Bases .....1 (3x) last vs. Middle Tennessee (Feb. 22, 2013)

### PITCHING CAREER GAME HIGHS

Innings Pitched .....8.0 vs. Penn (March 7, 2013)  
Hits Allowed .....1 vs. Murray State (May 8, 2013)  
Runs Allowed .....0 (4x) last at Tennessee State (March 23, 2013)  
Earned Runs Allowed...0 (5x) last vs. Morehead State (May 10, 2013)  
Walks Allowed .....0 (4x) last vs. SIU Edwardsville (May 11, 2013)  
Strikeouts .....10 vs. Holy Cross (March 4, 2013)  
Home Runs Allowed 2 (4x) last vs. Eastern Kentucky (Apr. 21, 2013)  
Wild Pitches .....1 (9x) last vs. Morehead State (Apr. 20, 2013)  
Hit Batters .....1 (8x) last vs. Eastern Kentucky (May 11, 2013)

### Kenzi Tate Career Stats:

Year	avg	gp-gs	ab	r	h	2b	3b	hr	rbi	tb	slg%	bb	hbp	so	gdp	ob%	sf	sh	sb-att	po	a	e	fld%
2012	.170	44-36	100	3	17	6	0	1	10	26	.260	19	0	18	0	.300	1	2	1-1	36	69	11	.905
2013	.359	57-57	170	31	61	12	0	13	56	112	.659	21	2	14	0	.422	6	2	2-3	52	136	11	.945
TOTAL	.289	101-93	270	34	78	18	0	14	66	138	.511	40	2	32	0	.376	7	4	3-4	88	205	22	.930

Year	era	w-l	app	gs	cg	sho	sv	ip	h	r	er	bb	so	2b	3b	hr	bf	bavg	wp	hbp	sfa	sha	bk
2012	4.72	2-1	9	4	1	0/0	0	29.2	35	26	20	14	15	4	0	6	137	.294	2	1	1	2	1
2013	2.79	20-6	28	22	17	3/1	2	160.2	159	82	64	66	97	32	0	16	711	.255	7	7	2	12	0
TOTAL	3.09	22-7	37	26	18	3/1	2	190.1	194	108	84	80	112	36	0	22	848	.261	9	8	3	14	1



**PERSONAL:**  
Born December 13, 1992... Parents are Kevin and Kim Tate... Siblings are Chance and Fallon ... Hobbies include fitness training and giving pitching and hitting lessons... Best sports thrill in high school was pitching a no-hitter in the 2009 Regional Championship as well as a perfect game against Carmi in 2010 with 15 consecutive strikeouts, 19 total... Majoring in health and human performance.



STARTING LINEUP

SKYHAWK ROSTER

COACHING STAFF

SEASON PREVIEW

2013 REVIEW

RECORD BOOK

THIS IS UT MARTIN

STARTING LINEUP

SKYHAWK ROSTER

COACHING STAFF

SEASON PREVIEW

2013 REVIEW

RECORD BOOK

THIS IS UT MARTIN



# Samantha McClure

5-4 • JUNIOR • R/R • INFIELD  
GEORGETOWN, IND. • FLOYD CENTRAL HS

3

2013 SEASON:

Appeared in 50 games for the Skyhawks, earning the starting nod in 39 ... Had a .125 batting average and three RBI ... Drew six walks while swiping five bases and scoring 12 runs ... Had two RBI against Tennessee Tech on Apr. 6 ... Hit a triple against Eastern Kentucky on Apr. 21 ... Recorded 58 putouts and 100 assists ... Named NFCA scholar-athlete and to Ohio Valley Conference Commissioner's Honor Roll.

2012 SEASON:

Appeared in 53 games for the Skyhawks, starting 27 ... National Fastpitch Coaches Association (NFCA) All-America Scholar-Athlete ... Used primarily at second base and as a pinch runner ... Had a .222 batting average with 14 hits ... Stole four bases and drew nine walks ... Drove in two of three season RBI at Murray State ... Hit two doubles at Morehead State ... Recorded 71 putouts and 38 assists.



BEFORE UT MARTIN:

Prepped at Floyd Central High School where she helped the Highlanders win the 2009 Hoosier Hills Conference Championship, and both the sectional and regional championships... As a junior, she won the 2010 Hershel Witten Memorial Award given to the outstanding female scholar athlete softball player.

PERSONAL:

Born June 9, 1992... Parents are James and Kimberly McClure... Sibling Taylor McClure... Favorite movie is Titanic... Favorite food is steak... Best sports thrill in high school was going to the state finals in 2009... Chose UT Martin for the softball program, the campus atmosphere and the School of Engineering... Majoring in engineering.



CAREER GAME HIGHS

Hits ..... 2 (2x) last at Morehead State (4-22-12)  
At Bats ..... 4 (3x) last at Jacksonville State (Apr. 7, 2013)  
Doubles ..... 2 at Morehead State (4-22-12)  
Triples ..... 1 (2x) last vs. Eastern Kentucky (Apr. 21, 2013)  
Home Runs ..... None  
Runs Scored ..... 2 at Tennessee State (March 23, 2013)  
Runs Batted In ..... 2 (2x) last at Tennessee Tech (Apr. 6, 2013)  
Walks ..... 2 (2x) last at Jacksonville State (Apr. 7, 2013)  
Sacrifices ..... 1 (11x) last at Tennessee Tech (Apr. 6, 2013)  
Stolen Bases ..... 1 (7x) last at Jacksonville State (Apr. 7, 2013)

Samantha McClure Career Stats:

Year	avg	gp-gs	ab	r	h	2b	3b	hr	rbi	tb	slg%	bb	hbp	so	gdp	ob%	sf	sh	sb-att	po	a	e	fld%
2012	.215	54-28	65	14	14	4	1	0	3	20	.308	9	4	9	0	.342	1	6	4-9	73	41	4	.966
2013	.125	50-39	64	12	8	1	1	0	3	11	.172	6	5	25	1	.250	1	4	4-9	58	100	14	.919
TOTAL	.171	104-67	129	26	22	5	2	0	6	31	.240	15	9	34	1	.297	2	10	8-18	131	141	18	.938



STARTING LINEUP

SKYHAWK ROSTER

COACHING STAFF

SEASON PREVIEW

2013 REVIEW

RECORD BOOK

THIS IS UT MARTIN



Kelsey Dixon

5-3 • JUNIOR • L/R • OUTFIELD  
O'FALLON, MO. • FORT ZUMWALT WEST HS

5

2013 SEASON:  
Appeared in 32 games for the Skyhawks, earning the starting nod in 21 ... Had a .222 batting average, while hitting one home run and three RBI ... Drew seven walks while swiping two bases and scoring 16 runs ... Hit first career home run against Eastern Illinois on Apr. 28 ... Recorded multi-hit games against Sacred Heart (Mar. 4) and Murray State (May 8) ... Named National Fastpitch Coaches Association scholar-athlete and to Ohio Valley Conference Commissioner's Honor Roll.

2012 SEASON:  
Appeared in 46 games for the Skyhawks, starting 16 ... Used primarily as designated player and pinch runner ... Had a .180 batting average with 16 hits ... Stole two bases and drew three walks, scored 16 runs ... Had a career-best two hit performance against Southeast Missouri.



BEFORE UT MARTIN:  
Prepped at Fort Zumwalt West High School where she was a three-sport athlete. .. has been on the honor roll numerous times in addition to being named to the all-conference, all-academic teams and the National Honor Society.

PERSONAL:  
Born February 26, 1993...Parents are Mike and Jan Dixon...has a sister, Lindsay who played tennis at Bethel University...Favorite actress is Jennifer Aniston... Favorite movie is Remember the Titans... Hobbies include playing softball, hanging out with friends, working out and photography...Favorite pro athlete is Albert Pujols... Chose UT Martin because of the coaching staff, the facilities and closeness to home...Majoring in education.

CAREER GAME HIGHS	
Hits .....	2 (3x) last vs. Murray State (May 8, 2013)
At Bats .....	4 (9x) last vs. Eastern Kentucky (May 11, 2013)
Doubles .....	None
Triples .....	None
Home Runs .....	1 vs. Eastern Illinois (Apr. 28, 2013)
Runs Scored .....	2 (2x) last at Southeast Missouri (May 4, 2013)
Runs Batted In .....	1 (4x) last at Southeast Missouri (May 4, 2013)
Walks .....	1 (10x) last vs. SIU Edwardsville (May 11, 2013)
Sacrifices .....	1 (5x) last at Ole Miss (March 13, 2013)
Stolen Bases .....	1 (4x) last vs. Murray State (Apr. 14, 2013)

Kelsey Dixon Career Stats:																			
Year	avg	gp-gs	ab	r	h	2b	3b	hr	rbi	tb	slg%	bb	hbp	so	gdp	ob%	sf	sh	sb-att
2012	.180	46-16	50	16	9	0	0	0	1	9	.180	3	0	12	0	.226	0	2	2-3
2013	.222	32-21	63	10	14	0	0	1	3	17	.270	7	2	15	0	.319	0	3	2-4
TOTAL	.204	78-37	113	26	23	0	0	1	4	26	.230	10	2	27	0	.280	0	5	4-7
																			po a e fld%
																			1 0 0 1.000
																			0 0 0 .000
																			1 0 0 1.000



STARTING LINEUP

SKYHAWK ROSTER

COACHING STAFF

SEASON PREVIEW

2013 REVIEW

RECORD BOOK

THIS IS UT MARTIN



STARTING LINEUP

SKYHAWK ROSTER

COACHING STAFF

SEASON PREVIEW

2013 REVIEW

RECORD BOOK

THIS IS UT MARTIN

STARTING LINEUP

SKYHAWK ROSTER

COACHING STAFF

SEASON PREVIEW

2013 REVIEW

RECORD BOOK

THIS IS UT MARTIN



# Autumn Glenn

6-0 • SOPHOMORE • R/R • PITCHER / INFIELD  
COVINGTON, TENN. • COVINGTON HS

7

**2013 SEASON:**  
Appeared in 35 games for the Skyhawks, earning the starting nod in 24 ... Used primarily at third base and in the circle ... Had a .125 batting average and one RBI ... Drew one walk and scored two runs ... Went 2-for-3 against Morehead State on Apr. 20 ... Made 17 appearances in the pitching circle, including three starts ... Maintained a 1.85 ERA in 34.0 innings of work ... Led the team with three saves against Evansville (Apr. 3), Southeast Missouri (May 4) and Murray State (May 12) ... Struck out 12 while walking 10 ... Allowed just nine earned runs while holding opponents to a .310 average ... Recorded 23 putouts and 54 assists ...

Named to Ohio Valley Conference Commissioner's Honor Roll.

**HIGH SCHOOL:**  
Three-time all-district selection ... All-state tournament honoree ... An all-state pitcher her junior year and All-Metro selection ... Named to the Tennessee Sports Writers Association Class AA All-State team ... As a junior hit .427 and drove in 28 runs ... Sported a .667 slugging percentage and stole eight bases ... As a pitcher she threw 116 innings and had a 0.97 ERA.



**SUMMER BALL:**  
Played summer softball for West Tennessee Impact, the Predators and the Arkansas Phenix.

**PERSONAL:**  
Is the daughter of Donna Glenn ... Born on Dec. 20, 1993 ... Has four siblings: Jordan, Gabby, Neely and Brock ... Participated in volleyball, soccer and softball while at Covington High School ... Favorite actor is Channing Tatum ... Career aspiration is to become a surgeon assistant ... Enjoys spending her free time being outdoors, riding four wheelers and going to the lake ... Majoring in biology.



BATTING CAREER GAME HIGHS	
Hits.....	2 vs. Morehead State (Apr. 20, 2013)
At Bats.....	3 (3x) last vs. Morehead State (Apr. 20, 2013)
Doubles.....	None
Triples.....	None
Home Runs.....	None
Runs Scored.....	1 (2x) last at Tennessee State (March 23, 2013)
Runs Batted In.....	1 vs. Mercer (Feb. 16, 2013)
Walks.....	1 vs. Delaware (Feb. 9, 2013)
Sacrifices.....	None
Stolen Bases.....	None

PITCHING CAREER GAME HIGHS	
Innings Pitched.....	5.0 vs. Detroit (March 5, 2013)
Hits Allowed.....	2 vs. Detroit (March 5, 2013)
Runs Allowed.....	1 at Jacksonville State (Apr. 7, 2013)
Earned Runs Allowed.....	0 at Jacksonville State (Apr. 7, 2013)
Walks Allowed.....	0 (7x) long against Memphis, 3.0 IP (Apr. 24, 2013)
Strikeouts.....	4 vs. Detroit (March 5, 2013)
Home Runs Allowed.....	1 (3x) last at Southeast Missouri (May 4, 2013)
Wild Pitches.....	2 vs. Delaware (Feb. 9, 2013)
Hit Batters.....	None

Year	avg	gp-gs	ab	r	h	2b	3b	hr	rbi	tb	slg%	bb	hbp	so	gdp	ob%	sf	sh	sb-att	po	a	e	fld%
2013	.125	30-24	16	2	2	0	0	0	1	2	.125	1	0	3	0	.176	0	0	0-0	23	54	4	.951
TOTAL	.125	30-24	16	2	2	0	0	0	1	2	.125	1	0	3	0	.176	0	0	0-0	23	54	4	.951
Autumn Glenn Career Stats:																							
Year	era	w-l	app	gs	cg	sho	sv	ip	h	r	er	bb	so	2b	3b	hr	bf	bavg	wp	hbp	sfa	sha	bk
2013	1.85	2-1	17	3	0	0/1	3	34.0	40	11	9	10	12	5	1	3	149	.310	3	0	3	7	0
TOTAL	1.85	2-1	17	3	0	0/1	3	34.0	40	11	9	10	12	5	1	3	149	.310	3	0	3	7	0



STARTING LINEUP

SKYHAWK ROSTER

COACHING STAFF

SEASON PREVIEW

2013 REVIEW

RECORD BOOK

THIS IS UT MARTIN

STARTING LINEUP

SKYHAWK ROSTER

COACHING STAFF

SEASON PREVIEW

2013 REVIEW

RECORD BOOK

THIS IS UT MARTIN



# Casey Vincent

5-8 • JUNIOR • L/L • PITCHER  
HILLSBORO, TENN. • COFFEE COUNTY HS

8

**2013 SEASON:**  
Appeared in 35 games for the Skyhawks, earning the starting nod in 30 ... Named to Madness Ohio Valley Conference All-Conference second team ... Had a .286 batting average and five RBI in 35 plate appearances ... Drew three walks and scored two runs ... Had a breakout day at the plate against Southeast Missouri on May 4, going 3-for-5 with three RBI ... Made her presence known inside the circle for the Skyhawks, making 31 appearances and 29 starts ... Held a 15-9 overall record with a team-high 18 complete games, four shutouts and two saves ... Maintained a 2.30 ERA over 176.2 innings pitched ... Struck out a team-high 125 while allowing just 43 walks ... Held opponents to a .246 batting average ... Recorded four shutouts against UAB (Feb. 17), Sacred Heart (Mar. 4), Saint Francis (Mar. 5) and Murray State (Apr. 13) ... Struck out nine batters against Ball State on Feb. 16 ... Recorded five or more strikeouts in 13 appearances ... Allowed zero earned runs in 10 appearances ... Recorded nine putouts and 42 assists ... Named to Madness OVC Preseason All-Conference second team ... Tabbed to OVC Commissioner's Honor Roll and National Fastpitch Coaches Association scholar-athlete.

**2012 SEASON:**  
Appeared in 23 games for the Skyhawks, starting in 14 ... Named to OVC All-Newcomer team ... Used primarily at pitcher ... Won nine games while



posting a 3.08 ERA ... Struck out 49 batters in 86.1 innings pitched ... Threw three complete games ... Posted a breakout performance at Tennessee Tech, throwing a complete game shutout and allowing just four hits and striking out a career-best eight.

**BEFORE UT MARTIN:**  
Named to the Tennessean's 2011 All-Midstate team ... Went 24-3 with four saves in the circle ... Sported a 0.56 ERA and racked up 204 strikeouts and had a .475 batting average at Coffee County High School ... Played in the Middle Tennessee Softball Coaches Association All-Star Game.

**PERSONAL:**  
Born January 20, 1993 ... Parents are Jay and Billie Jean Vincent ... Favorite actress is Sandra Bullock ... favorite food is pasta ... Favorite movie is For the Love of the Game ... Favorite pro athlete is Lisa Fernandez ... Hobbies include reading, playing ultimate Frisbee and tennis ... Chose UT Martin for the softball team and coaches ... Majoring in biology.

BATTING CAREER GAME HIGHS	
Hits	3 at Southeast Missouri (May 4, 2013)
At Bats	5 at Southeast Missouri (May 4, 2013)
Doubles	1 at Southeast Missouri (May 4, 2013)
Triples	None
Home Runs	None
Runs Scored	1 (2x) last at Southeast Missouri (May 4, 2013)
Runs Batted In	3 at Southeast Missouri (May 4, 2013)
Walks	1 (3x) last vs. Jacksonville State (May 12, 2013)
Sacrifices	None
Stolen Bases	None

PITCHING CAREER GAME HIGHS	
Innings Pitched	7.1 at Ole Miss (Feb. 23, 2013)
Hits Allowed	0 vs. Belmont (Mar. 27, 2012)
Runs Allowed	0 (5x) last vs. Murray State (Apr. 13, 2013)
Earned Runs Allowed	0 (5x) last vs. Murray State (Apr. 13, 2013)
Walks Allowed	0 (9x) last at Southeast Missouri (May 4, 2013)
Strikeouts	9 vs. Ball State (Feb. 16, 2013)
Home Runs Allowed	.2 (5x) last at Southeast Missouri (May 4, 2013)
Wild Pitches	2 (4x) last vs. Trevecca (March 20, 2013)
Hit Batters	2 (5x) last vs. Morehead State (Apr. 20, 2013)

Year	avg	gp-gs	ab	r	h	2b	3b	hr	rbi	tb	slg%	bb	hbp	so	gdp	ob%	sf	sh	sb-att	po	a	e	fld%
2012	.000	6-2	8	0	0	0	0	0	0	0	.000	1	0	2	0	.111	0	0	0-0	5	20	2	.926
2013	.286	17-12	35	2	10	1	0	0	5	11	.314	3	0	9	0	.342	0	0	0-0	9	42	5	.911
TOTAL	.233	23-14	43	2	10	1	0	0	5	11	.256	4	0	11	0	.298	0	0	0-0	14	62	7	.916

Casey Vincent Career Stats:

Year	era	w-l	app	gs	cg	sho	sv	ip	h	r	er	bb	so	2b	3b	hr	bf	bavg	wp	hbp	sfa	sha	bk
2012	3.08	9-5	23	14	6	1/0	0	86.1	83	48	38	35	49	10	2	5	391	.249	8	9	3	10	4
2013	2.30	15-9	31	29	18	4/1	2	176.2	167	73	58	43	125	18	1	15	757	.246	10	13	2	20	1
TOTAL	2.56	24-14	54	43	24	5/1	2	263.0	250	121	96	78	174	28	3	20	1148	.247	18	22	5	30	5





STARTING LINEUP

SKYHAWK ROSTER

COACHING STAFF

SEASON PREVIEW

2013 REVIEW

RECORD BOOK

THIS IS UT MARTIN

STARTING LINEUP

SKYHAWK ROSTER

COACHING STAFF

SEASON PREVIEW

2013 REVIEW

RECORD BOOK

THIS IS UT MARTIN



# Lindsey Feigl

5-7 • SOPHOMORE • R/R • INFIELD  
CHESTERFIELD, MO. • PARKWAY CENTRAL HS

12

2013 SEASON:

Appeared in 31 games for the Skyhawks, earning the starting nod in 19 ... Had a .116 batting average, hitting one home run and three RBI ... Drew two walks and scored 10 runs ... Went 2-for-4 with a home run and two RBI against Southeast Missouri on May 4 ... Recorded 35 putouts and 48 assists ... Named National Fastpitch Coaches Association (NFCA) scholar-athlete along with being tabbed an Ohio Valley Conference Medal of Honor recipient and OVC Commissioner's Honor Roll honoree.

2012 SEASON:

Appeared in 21 games for the Skyhawks, starting 15 ... National Fastpitch Coaches Association (NFCA) All-America Scholar-Athlete ... Used primarily on corner infield positions ... Had a .167 batting average with four hits ... Stole one bases and drew four walks ... Scored nine runs ... Recorded 24 putouts and 28 assists.

BEFORE UT MARTIN:

Prepped at Parkway Central High School... Is a four-year all-district, all-conference and all-region selection... also a All-Metro and All-State infielder. ... was a member of the USSSA National Tournament Championship team in 2007.

PERSONAL:

Born February 15, 1993...Parents are Greg and Marilyn Feigl... has one brother, Brady... Her Dad played soccer for the University of Alabama Huntsville from 1978-1982... Favorite actress is Julia Roberts...Favorite movie is Forest Gump... Hobbies include photography, reading and tutoring... Admired pro athlete is Albert Pujols... Chose UT Martin for the great community, competitive softball program and good class sizes... Majoring in electrical engineering.



CAREER GAME HIGHS

Hits .....2 at Southeast Missouri (May 4, 2013)  
At Bats.....4 (3x) last vs. SIU Edwardsville (May 11, 2013)  
Doubles.....1 vs. SIU Edwardsville (May 11, 2013)  
Triples .....None  
Home Runs .....1 at Southeast Missouri (May 4, 2013)  
Runs Scored .....2 at Southeast Missouri (May 4, 2013)  
Runs Batted In .....2 at Southeast Missouri (May 4, 2013)  
Walks.....1 (6x) last vs. Eastern Kentucky (May 11, 2013)  
Sacrifices .....1 (3x) last at Ole Miss (Feb. 23, 2013)  
Stolen Bases.....1 vs. Binghamton (Feb. 18, 2012)

Lindsey Feigl Career Stats:

Year	avg	gp-gs	ab	r	h	2b	3b	hr	rbi	tb	slg%	bb	hbp	so	gdp	ob%	sf	sh	sb-att	po	a	e	fld%
2012	.167	21-15	24	4	4	1	0	0	1	5	.208	4	0	9	0	.286	0	0	1-1	24	28	1	.981
2013	.116	31-19	43	10	5	1	0	1	3	9	.209	2	0	14	0	.156	0	3	0-0	35	48	4	.954
TOTAL	.134	52-34	67	14	9	2	0	1	4	14	.209	6	0	23	0	.205	0	3	1-1	59	76	5	.964



STARTING LINEUP

SKYHAWK ROSTER

COACHING STAFF

SEASON PREVIEW

2013 REVIEW

RECORD BOOK

THIS IS UT MARTIN

STARTING LINEUP

SKYHAWK ROSTER

COACHING STAFF

SEASON PREVIEW

2013 REVIEW

RECORD BOOK

THIS IS UT MARTIN



# Deven Wilson

5-10 • SOPHOMORE • R/R • CATCHER  
EVA, TENN. • CAMDEN CENTRAL HS

13

**2013 SEASON:**  
Appeared in 52 games for the Skyhawks, earning the starting nod in 51 games ... Named to Ohio Valley Conference All-Newcomer team ... Had a .285 batting average with three home runs and 19 RBI ... Drew three walks with one steal and scoring 12 runs ... Had 11 multi-hit games and had five multi-RBI games ... Hit home runs against Morehead State (Apr. 20), Southeast Missouri (May 4) and SIU Edwardsville (May 11) ... Had the game-winning RBI against Southern Illinois to end the 11-inning contest on Apr. 10 ... Recorded

247 putouts and 20 assists ... Named National Fastpitch Coaches Association (NFCA) scholar-athlete along with being tabbed an OVC Medal of Honor recipient and OVC Commissioner's Honor Roll honoree.

**HIGH SCHOOL:**  
Two-time all-district selection ... Three-time all-district academic team ... Led the Lady Lions to a state championship in 2010 ... Wilson hit .328 with 42 hits ... She had seven doubles, six home runs and drove in 35 runs.

**PERSONAL:**  
Is the daughter of Gary and Tamar Wilson ... Born on June 24, 1994 ... Has four siblings: Lance, Brook, Lindsey and Chelsey ... Sister Lindsey went to UT Martin from 2005-07 ... Prefers to read, swim and watch movies in her free time ... Majoring in english.



**CAREER GAME HIGHS**

Hits .....3 (2x) last at Jacksonville State (Apr. 7, 2013)  
At Bats ..... 5 vs. Southern Illinois (Apr. 10, 2013)  
Doubles .....2 vs. Memphis (Apr. 24, 2013)  
Triples .....None  
Home Runs .....1 (3x) last vs. SIU Edwardsville (May 11, 2013)  
Runs Scored .....2 at Southeast Missouri (May 4, 2013)  
Runs Batted In .....3 at Southeast Missouri (May 4, 2013)  
Walks ..... 1 (3x) last at SIU Edwardsville (March 16, 2013)  
Sacrifices ..... 2 vs. Eastern Illinois (Apr. 28, 2013)  
Stolen Bases .....1 vs. Murray State (May 8, 2013)

**Deven Wilson Career Stats:**

Year	avg	gp-gs	ab	r	h	2b	3b	hr	rbi	tb	slg%	bb	hbp	so	gdp	ob%	sf	sh	sb-att	po	a	e	fld%
2013	.285	52-51	144	12	41	8	0	3	19	58	.403	3	0	16	1	.299	0	7	1-1	247	20	5	.982
TOTAL	.285	52-51	144	12	41	8	0	3	19	58	.403	3	0	16	1	.299	0	7	1-1	247	20	5	.982



STARTING LINEUP

SKYHAWK ROSTER

COACHING STAFF

SEASON PREVIEW

2013 REVIEW

RECORD BOOK

THIS IS UT MARTIN

STARTING LINEUP

SKYHAWK ROSTER

COACHING STAFF

SEASON PREVIEW

2013 REVIEW

RECORD BOOK

THIS IS UT MARTIN



# Jessie Britt

5-7 • SOPHOMORE • R/R • INFIELD  
INDIANAPOLIS, IND. • BEN DAVIS HS

21

**2013 SEASON:**  
Appeared in 43 games for the Skyhawks, earning the starting nod in 33 ... Saw action primarily at second base ... Had a .211 average, while hitting two home runs and driving in 15 RBI ... Drew 10 walks while swiping four bases ... Hit home runs against Trevecca (Mar. 20) and Evansville (Apr. 3) ... Broke out against Evansville, going 2-for-4 with a home run and four RBI ... Recorded 70 putouts and 68 assists ... Named to Ohio Valley Conference Commissioner’s Honor Roll.

**HIGH SCHOOL:**  
Named all-state in 2012 ... Named all-country three years ... All-conference selection freshman season ... Hit .360 with 36 hits .... Tallied nine home runs and 32 RBI ... Only struck out eight times in 100 plate appearances ... Hit two home runs for the Giants in the season opener ... Also played soccer, volleyball and basketball in her time at Ben Davis High School.

**PERSONAL:**  
Is the daughter of Kevin and Kathy Britt ... Born on June 8, 1994 ... Has three siblings: Eryn, Amanda and Kayla ... Maintained a 4.2 GPA on a 4.0 scale ... Ranked in the top 10 percent of her class ... Core 40 Honors diploma ... Member of FCA, church youth group and participated in the Best Buddies foundation ... Majoring in health and human performance.



CAREER GAME HIGHS

Hits .....2 (6x) last vs. Evansville (Apr. 3, 2013)  
At Bats ..... 5 vs. Southern Illinois (Apr. 10, 2013)  
Doubles .....1 (4x) last vs. Austin Peay (March 30, 2013)  
Triples ..... 1 at Belmont (March 24, 2013)  
Home Runs .....1 (2x) last vs. Evansville (Apr. 3, 2013)  
Runs Scored .....2 vs. Trevecca (March 20, 2013)  
Runs Batted In .....4 vs. Evansville (Apr. 3, 2013)  
Walks ..... 1 (10x) last vs. Murray State (Apr. 13, 2013)  
Sacrifices ..... 1 at SIU Edwardsville (March 16, 2013)  
Stolen Bases .....2 vs. Detroit (March 5, 2013)

Jessie Britt Career Stats:

Year	avg	gp-gs	ab	r	h	2b	3b	hr	rbi	tb	slg%	bb	hbp	so	gdp	ob%	sf	sh	sb-att	po	a	e	fld%
2013	.211	43-33	90	16	19	4	1	2	15	31	.344	10	3	17	0	.311	0	1	4-7	70	68	12	.920
TOTAL	.211	43-33	90	16	19	4	1	2	15	31	.344	10	3	17	0	.311	0	1	4-7	70	68	12	.920



STARTING LINEUP

SKYHAWK ROSTER

COACHING STAFF

SEASON PREVIEW

2013 REVIEW

RECORD BOOK

THIS IS UT MARTIN



Lauren Smith

5-9 • JUNIOR • R/R • FIRST BASE

O'FALLON, ILL. • O'FALLON HS

24

2013 SEASON:

Appeared and started in all 57 games for the Skyhawks ... Named to the All-Ohio Valley Conference second team and OVC All-Tournament team ... Named to Madness OVC All-Conference second team ... Had a .329 batting average, hitting 11 home runs and driving in 34 ... Drew 39 walks while stealing one base and scoring 25 runs ... Tallied 11 multi-hit games, including a trio of three hit contests against Belmont (Mar. 24), Evansville (Apr. 3) and Southeast Missouri (May 4) ... Recorded nine multi-RBI games, including a season-high three RBI on five occasions ...

Had arguably her best game of the campaign against Evansville with one home run and three RBI while going a perfect 3-for-3 from the plate ... Maintained an 11-game hitting streak, hitting three home runs in that span ... Recorded 452 putouts and 22 assists ... Named to Madness OVC Preseason All-Conference first team ... Named to OVC Commissioner's Honor Roll.

2012 SEASON:

Appeared in 51 games for the Skyhawks, starting 50 ... Named to All-OVC first team and All-Newcomer team ... Used primarily at first base



and designated hitter ... Had a .274 batting average with 37 hits ... Hit nine home runs and drove in 35 RBI ... Ranked third in the OVC with 35 walks ... Tallied eight multi-hit games ... Had a breakout performance against Eastern Kentucky going 3-for-4 with a home run and four RBI ... Recorded 260 putouts and 16 assists.

BEFORE UT MARTIN:

Won two All-Metro Player of the Year accolades ... Named first-team All-Metro in 2009 ... Broke an Illinois state record with 22 home runs while driving in 69 runs her senior season ... Hit .653 in 2011 ranking her No. 11 in state history ... Her 192 career RBI ranks fifth in the state record book ... Her career batting average of .559 is No. 8 on the all-time state list.

PERSONAL:

Born March 30, 1993... Mother, Melissa Witt-Smith... Siblings are Jeremy (28) and Josh (31) Witt... Father, the late Scott R. Smith, played football at Grove City College in 1978... Favorite actor is Johnny Depp... Favorite movie is Forrest Gump... Favorite pro athlete is Yadier Molina... hobbies include hanging out with friends and helping at the Ronald McDonald House... Chose UT Martin because of the academics, softball team, and homey atmosphere... Majoring in integrated studies 4-8 secondary.

CAREER GAME HIGHS

Hits .....3 (5x) last at Southeast Missouri (May 4, 2013)  
At Bats .....4 (18x) last vs. SIU Edwardsville (May 11, 2013)  
Doubles .....1 (10x) last vs. Murray State (May 8, 2013)  
Triples .....None  
Home Runs .....1 (20x) last vs. Murray State (May 12, 2013)  
Runs Scored .....2 (3x) vs. Evansville (Apr. 3, 2013)  
Runs Batted In .....4 (2x) last vs. Southern Illinois (Apr. 10, 2012)  
Walks .....3 (3x) last at Ole Miss (Feb. 23, 2013)  
Sacrifices .....1 (9x) last at Southeast Missouri (May 4, 2013)  
Stolen Bases .....1 vs. Murray State (Apr. 14, 2013)

Lauren Smith Career Stats:

Year	avg	gp-gs	ab	r	h	2b	3b	hr	rbi	tb	slg%	bb	hbp	so	gdp	ob%	sf	sh	sb-att	po	a	e	fld%
2012	.274	51-50	135	18	37	4	0	9	35	68	.504	35	0	25	0	.421	1	3	0-0	260	16	7	.975
2013	.329	57-57	149	25	49	6	0	11	34	88	.591	39	3	19	1	.472	2	3	1-1	452	22	1	.998
TOTAL	.303	108-107	284	43	86	10	0	20	69	156	.549	74	3	44	1	.448	3	6	1-1	712	38	8	.989



STARTING LINEUP

SKYHAWK ROSTER

COACHING STAFF

SEASON PREVIEW

2013 REVIEW

RECORD BOOK

THIS IS UT MARTIN



STARTING LINEUP

SKYHAWK ROSTER

COACHING STAFF

SEASON PREVIEW

2013 REVIEW

RECORD BOOK

THIS IS UT MARTIN



# Tayler Jerrick

5-6 • FRESHMAN • R/R • PITCHER / UTILITY  
ANAHEIM, CALIF. • JOHN F. KENNEDY HS

2

**HIGH SCHOOL:**  
Attended John F. Kennedy High School in La Palma, Calif. ... Helped her high school program to back-to-back-to-back CIF appearances in her sophomore, junior and senior seasons ... Named to Empire League all-first team and most valuable player in 2013 ... Named to all-academic team in 2011-13.

**PERSONAL:**  
Born on August 7, 1995 ... Daughter of Steve and Karen Jerrick ... Has one brother, Steven Jerrick Jr. ... Majoring in exercise science and wellness ... Her aunt, Joanne Pecicco, played volleyball at UT Martin ... Hobbies include cooking, baking and listening to music.

# Elizabeth Wiegand

4

5-10 • FRESHMAN • R/R • PITCHER  
MOSCOW MILLS, MO. • TROY BUCHANAN HS



**HIGH SCHOOL:**  
Attended Troy Buchanan High School in Moscow Mills, Mo. under head coach Lance Richardson... Posted a 22-3 record with a 0.74 earned run average over 161 innings as a sophomore ... She was a three-time all-state pitching selection ... Led her school 4A state championship 2011 ... Named Rookie of the Year and Pitcher of the Year as a freshman.

**PERSONAL:**  
Born on Oct. 4, 1994 ... Daughter of William and Kathy Wiegand ... Has one sister, Anna ... Majoring in health and human performance ... Aspires to become a chiropractor ... Hobbies include reading and drawing ... Was named to the all-academic team all four years.



# Gabby Glenn

6-0 • FRESHMAN • R/R • OUTFIELD  
COVINGTON, TENN. • COVINGTON HS

11

**HIGH SCHOOL:**  
Attended Covington High School where she played softball and soccer for the Chargers ... Named to the 2013 West Tennessee All Stars team ... Selected for Tennessee/Kentucky All-Star game ... Led the Chargers to District and Regional championships ... Selected to the Best of Preps All-Metro team.

**PERSONAL:**  
Born on May 30, 1995 ... Daughter of Donna Glenn ... Has four siblings: Jordan, Autumn, Neely and Brock ... Majoring in biology.

# Taylor Manning

15

5-7 • FRESHMAN • R/R • UTILITY  
LONG BEACH, CALIF. • LAKEWOOD HS



**HIGH SCHOOL:**  
Attended Lakewood High School in Long Beach, Calif. where she was a three-year starter on the nationally recognized softball team for head coach Andy Miramontes ... She was recognized as a three-time All-Moore league selection, Offensive Player of the Year and recipient of the coaches award ... Played in the Harbor Softball All-Star Spectacular.

**PERSONAL:**  
Born on Sept. 12, 1995 ... Daughter of Darin and Robbie Manning ... Has two siblings, Dylan and Mikayla ... Majoring in health and human performance ... Aspires to become a speech pathologist and an American sign language interpreter ... Enjoys volunteering at local animal shelters and getting involved in the deaf community.

STARTING LINEUP

SKYHAWK ROSTER

COACHING STAFF

SEASON PREVIEW

2013 REVIEW

RECORD BOOK

THIS IS UT MARTIN



STARTING LINEUP

SKYHAWK ROSTER

COACHING STAFF

SEASON PREVIEW

2013 REVIEW

RECORD BOOK

THIS IS UT MARTIN



# Carly Gonzales

5-6 • FRESHMAN • L/L • OUTFIELD  
ANAHEIM, CALIF. • EL DORADO HS

17

HIGH SCHOOL:

Attended El Dorado High School where she prepped for head coach Melissa Chavez ... Named Most Valuable Player along with "Big Stick" honors ... Led the Golden Hawks with .387 batting average while smashing two home runs and driving in 14 as a senior ... She hit a staggering .417 while smashing three home runs and driving in 14 as a junior while posting a commanding .683 slugging percentage and .470 on-base percentage ... Her prep career was highlighted with three RBIs during a victory over Diamond Ranch and a perfect 2-for-2 game against La Serna with a double and home run.

PERSONAL:

Born July 13, 1995 ... Daughter of Dennis and Janis Gonzales ... Majoring in health and human performance ... Hobbies include playing guitar, going to the beach and long boarding.



# Juli Layne

5-6 • SOPHOMORE • L/R • OUTFIELD  
HILLSBORO, TENN. • MIDDLE TENNESSEE

23



BEFORE UTM:

Appeared in 18 games, mostly as a pinch-runner at Middle Tennessee ... Started two games in the outfield ... Her first collegiate hit came on March 8 against Georgetown ... Scored twice and had one walk ... Prepped at Coffee County Central where she stole 29 bases her senior season ... batted .314 with a .354 on-base percentage ... scored 37 runs and notched 43 hits ... All-Mid State (Tennessee) First Team 2012 ... All-Mid State (Tennessee) Second Team 2010 and 2011 ... Tennessee District 6AAA Offensive Player of the Year in 2012.

PERSONAL:

Born on June 22, 1994 ... Daughter of Steve and Sheri Layne ... Has five sisters: Marsha, Krystal, Stephanie, Vanessa and Whitney ... Studying Pre-Med and Spanish.



# Brooke Kennedy

5-11 • FRESHMAN • L/R • PITCHER / UTILITY  
BATH SPRINGS, TENN. • RIVERSIDE HS

27

HIGH SCHOOL:

Attended Riverside High School where she prepped for head coach Mike Box... Helped the Lady Panthers to a state softball championship in 2011 and a runner up finish in 2012 ... Kennedy was named Class 1A Miss Softball along with being tabbed as West Tennessee Player of the Year ... She was an All-West Tennessee selection as a freshman, junior and senior while securing first-team all-state player honors three times.

PERSONAL:

Born on Oct. 26, 1994 ... Daughter of Mark and Terri Kennedy ... Has two sisters, Stephanie Southall and Joanna Kennedy ... Majoring in health and human performance ... Aspires to become an occupational therapist and work at St. Jude Children's Research Hospital ... Enjoys working in the community by volunteering her time with disabled and children and coaching youth softball.



# Bella Zizzi

5-4 • FRESHMAN • L/R • INFIELD  
CROSS PLAINS, TENN. • EAST ROBERTSON HS

31



HIGH SCHOOL:

Attended East Robertson under the direction of Kevin Evans... Zizzi led Robertson county in stolen bases (22) and finished second in the county in runs (36) and batting average (.454) ... She was an all-district, all-county and all-state selection ... She is a two-time recipient of the Offensive Player of the Year award ... Excelled in the sports of volleyball and basketball.

PERSONAL:

August 19, 1995 ... Daughter of Bill Zizzi and Kim Crockett ... Has two siblings, Gabby and Gianni ... Majoring in health and human performance ... Aspires to become a physical therapist for a professional franchise ... Academically ranked in the top-5 and maintained a perfect 4.0 GPA.

STARTING LINEUP

SKYHAWK ROSTER

COACHING STAFF

SEASON PREVIEW

2013 REVIEW

RECORD BOOK

THIS IS UT MARTIN



STARTING LINEUP

SKYHAWK ROSTER

COACHING STAFF

SEASON PREVIEW

2013 REVIEW

RECORD BOOK

THIS IS UT MARTIN



# Renate Meckl

5-9 • FRESHMAN • R/R • OUTFIELD / CATCHER  
OCONOMOWOC, WIS. • OCONOMOWOC HS

32

**HIGH SCHOOL:**  
Attended Oconomowoc High School in Oconomowoc, Wis. under the direction of head coach Dave Schweder ... Meckl hit .573 with 38 RBI and four home runs en route to a league title as a senior ... In her first three seasons, she hit .493 with 84 RBIs, including posting a solid .403 batting average as a junior ... Behind the plate, she held a field percentage of .967 while catching nine of 11 runners who tried to steal against her ... Was highly decorated player achieving all-area, all-district and all-conference honors in each of her four seasons ... She was named Offensive Player of the Year in 2010, 2011 and 2013 along with Defensive Player of the Year honors in 2011.

**PERSONAL:**  
Born on Aug. 20, 1995 ... Daughter of Andy and Cindy Meckl ... Has one brother, Easton ... Majoring in biology ... Aspires to become a physician's assistant ... Enjoys being involved with her church, volunteering and coaching local girls fastpitch.



# COACHING STAFF



STARTING LINEUP

SKYHAWK ROSTER

COACHING STAFF

SEASON PREVIEW

2013 REVIEW

RECORD BOOK

THIS IS UT MARTIN

STARTING LINEUP

SKYHAWK ROSTER

COACHING STAFF

SEASON PREVIEW

2013 REVIEW

RECORD BOOK

THIS IS UT MARTIN

Donley Canary

Career Record

407-289-1

Tennessee Tech, 1978

Tennessee, 1980

Thirteenth Season

HEAD COACH



Donley Canary enters his 13th season at the helm of the Skyhawks. Canary guided the UT Martin softball team to its second Ohio Valley Conference regular season championship, OVC Tournament title and NCAA Regional since 2009 before finding himself in the 2013 OVC Tournament championship game. Amongst numerous team accomplishments, he won his 400th career game on April 20, 2013 and the Skyhawks marched to their 11th OVC tournament in the past 12 years.

In the past 12 seasons, Canary has not only become the program’s all-time winningest coach, but also transformed the Skyhawk softball team into a respected and perennial OVC contender. Canary guided the program to its first-ever OVC Tournament title and NCAA Tournament berth in 2009 and its first OVC regular season championship in 2010. Now after 12 seasons, Canary sports a 407-289-1 won-loss-tie record and his teams have advanced to the OVC tournament as the No. 1 seed twice, No. 3 seed three times and No. 4 seed three times, twice as a No. 5 seed and once as a No. 2 seed. Canary has coached 68 All-OVC selections in his 12 seasons. Twenty-two of those have been named to the All-OVC First Team, 20 were named All-OVC Second Team, three were All-OVC Honorable Mentions along with 23 named to the OVC All-Tournament Team, including two OVC Tournament MVPs. Canary has also had 18 OVC All-Newcomer team members which was newly created for the 2006 season.

Canary is currently the fifth all-time winningest coach in the OVC with 407 career wins and is the fourth winningest among active coaches in the conference.

The transformation began in 2002, during Canary’s first season, when the Skyhawks posted a 25-33 win-loss record. The Skyhawks were lauded as the second most improved Division I softball program in the nation.

Canary guided the team to 14 more victories than the year before. Much of the team’s success was because of a stellar recruiting class. The team advanced to the OVC tournament as the No. 3 seed. In the tournament, the Skyhawks suffered a 6-1 loss to No. 6 seed Eastern Illinois in the first round. The Skyhawks defeated No. 5 Southeast Missouri State, 5-1, in the second round and then lost to Eastern Illinois 5-1 in the consolation bracket elimination game.

With the bar raised for the 2003 season, Canary and the Skyhawks once again answered the challenge. The team proved its success in 2002 was not a fluke by winning 21 games and The Skyhawks knocked off Eastern Kentucky in the first round 4-0 before falling to eventual OVC Champion Tennessee Tech and Samford.

The Skyhawks were cruising. In 2004, the team won 40 games and followed that by winning 33 games in 2005. Canary and the Skyhawks were on a roll in 2006 winning 25 games and then claiming 30 wins in 2007.

In 2008, the Canary-led Skyhawk squad missed the OVC Tournament, for the first time in the coach’s tenure. The regular season came down to the final weekend with UT Martin facing Samford and the winner of the three-game series earning the final berth into the postseason. After claiming the opening game 5-3, Samford was able to take the final two games of the series by a score of 2-1 in each. During the season Canary passed the 200 win plateau in his head coaching career. The milestone win came on the road, April 6, against Canary’s alma mater Tennessee Tech by a score of 2-1.

One of the big highlights of Canary’s coaching career came in 2009 when his team entered the OVC Tournament as the No. 4 seed and rallied after dropping the opening game to win the next five games and claim the program’s first OVC Tournament championship and NCAA Tournament berth. The OVC Tournament run also marked the lowest seed to ever win the tournament along with also being the first time a team had come out of the first round losers bracket to eventually win the title.

The Skyhawks and Canary won their first regular season championship in 2010. The



CANARY ACCOLADES

- UT Martin’s all-time winningest coach and the OVC’s fifth winningest coach.
- 2012 OVC Coach of the Year
- OVC Regular Season Champion (2010, 2012)
- Inducted into Tennessee Tech University Athletic Hall of Fame in 1997.
- Selected as international coach for 14-15 year-old traveling team representing USA vs. Canada series, 1994.
- Selected as 1976 Baseball Academic All-American First Team; 1976 All-OVC Team.
- Played baseball at Tennessee Tech from 1973-77. Was ranked 3rd in NCAA after hitting .429 in 1976.
- Still holds the Tennessee Tech record for most walks in a career with 139.

Career Coaching Record								
Overall				OVC				
Year	W	L	T	Pct.	W	L	Pct.	Place
2002	25	33	0	.431	12	7	.632	3rd
2003	21	26	0	.429	12	8	.600	3rd
2004	40	21	0	.656	18	7	.720	2nd
2005	33	22	0	.600	15	11	.577	4th
2006	35	26	1	.574	15	12	.556	4th
2007	30	33	0	.476	14	12	.538	5th
2008	28	27	0	.509	10	12	.455	7th
2009	38	24	0	.613	13	10	.565	4th
2010	47	11	0	.810	22	3	.880	1st
2011	34	24	0	.586	19	10	.655	3rd
2012	39	22	0	.639	23	6	.793	1st
2013	37	20	0	.627	14	10	.583	5th
Totals	409	289	1	.585	187	108	.634	

Coaching Milestones			
Win	Opponent	(Score)	Date
1	Nicholls State	3-0	2/16/02
50	Oakland	9-8	2/22/04
100	Southeast Missouri	5-2	3/19/05
148*	Morehead State	7-2	4/15/06
150	Eastern Kentucky	1-0	4/22/06
200	Tennessee Tech	2-1	4/6/08
250**	Southeast Missouri	4-1	5/9/09
300	Evansville	5-1	2/18/11
400	Morehead State	5-3	4/20/13

\* Win No. 148 made Canary the all-time winningest coach at UT Martin  
\*\* Championship game of 2009 OVC Tournament

coach guided the Skyhawks to a 47-11 won-loss record. By winning the regular season title, the Skyhawks earned the right to host the OVC tournament.

In 2011, Canary was faced with replacing four four-year starters with a host of newcomers. The Skyhawks finished third in the regular season with a 19-10 slate and overall with a 34-24 record.

The Skyhawks rallied around a trio of seniors – Chelsea Jones, Jenny Bain and Erica Duke – in 2012, winning the regular season OVC title and the OVC Tournament crown. With the tournament title, the Skyhawks advanced to the NCAA Regional where they played eventual national champion Alabama and Georgia Tech.

Along with the proven leadership of the three seniors, the Skyhawks reaped the efforts of three freshmen in the starting lineup. When the dust settled on the season, the accolades came pouring in. Jones was named the OVC Pitcher of the Year. Taylor, a junior from Brownsville was named the league’s Player of the Year and Canary picked up his second OVC Coach of the Year honor.

Jones and Taylor made the NFCA All-Region team, and Taylor was named an Easton All-American, in addition to being named a Capital One CoSIDA Academic All-American.

In 2013, the Skyhawks had to rebound from the loss of three key seniors. Looking to reload, rather than rebuild, the Skyhawks saw the emergence of sophomore Kenzi Tate who shattered numerous program records en route to being named tabbed an All-OVC first team honoree along with NFCA Division I All-Region. Taylor capped her illustrious career with yet another All-OVC honor while setting new program records in both single season and career steals. The Skyhawks belted an OVC-leading 51 home runs while driving in 238 RBIs en route to a 37-20 record on the year and a spot in the OVC Tournament title game.

Canary’s teams have also excelled in the classroom, earning the OVC Academic Award in 2005 along with currently being the team that owns the highest grade point average over the last five years according to the National Fast pitch Coaches Association.

Canary came to UT Martin from Tennessee Tech where he held various positions in athletics since 1993. He served as director of athletic fund-raising and assistant softball coach during the 2000-01 seasons, amassing a 44-20 record. Canary also served as an assistant baseball coach for the Golden Eagles from 1993 -2000 season. During that time Tech claimed a 193-235-1 record highlighted by a regular season and tournament OVC championship in 1997.

Canary is a former Academic All-American baseball player from 1973-77 and graduate of Tennessee Tech University. He was inducted into the Tennessee Tech Sports Hall of Fame in 1997 in recognition of his outstanding playing career.

An All-OVC outfielder, Canary led the Golden Eagles with a .429 batting average and was named All-South and received the Academic All-American award following the 1976 season. Canary was the top batter in the Golden Eagle line up during the 1974 and 1976 seasons. In 1974, he led Tech with a .327 average at the plate and 1976 average of .429 still sits as third all-time in Golden Eagle baseball history.

Canary also sits at fourth in walks with 39 and sixth in at-bats per strikeout with 27.2. On the career walks list, Canary still holds the top spot with 134 free passes during his tenure.

He earned his master’s degree from the University of Tennessee in 1980. Canary and his wife, Jenny (also a Tennessee Tech graduate), have one son, David who is currently an assistant coach at Johnson County Community College in Overland Park, Kansas. Jenny currently works in Skyhawk Athletics as the department’s ticket manager.

OVC ALL-TIME WINNINGEST COACHES				
	HEAD COACH	UNIVERSITY	SEASONS	CAREER WINS
1.	Lana Richmond*	Southeast Missouri	30	873
2.	Jana McGinnis*	Jacksonville State	19	686
3.	Jane Worthington*	Eastern Kentucky	21	571
4.	Tory Acheson	Tennessee Tech	14	503
5.	Donley Canary*	UT Martin	12	407

\* Active Ohio Valley Conference head coach

Canary vs. All Opponents			
OVC Opponents		W-L	
Austin Peay .....	29-5	Kennesaw State.....	1-2
Belmont.....	14-0	Kent State .....	0-1
Eastern Illinois.....	20-15	Lafayette .....	1-0
Eastern Kentucky .....	19-19	Lipscomb.....	4-6
Jacksonville State.....	9-26	Louisiana-Lafayette.....	0-2
Morehead State.....	29-4	Louisiana-Monroe.....	1-1
Murray State.....	11-6	Louisiana Tech.....	1-0
SIU Edwardsville .....	9-3	Louisville.....	0-1
Southeast Missouri.....	27-15	Loyola-Chicago.....	3-0
Tennessee State.....	31-3	Loyola Marymount.....	0-2
Tennessee Tech .....	17-22	Maine.....	1-2
		Manhattan .....	1-0
		Marist.....	1-0
Other Opponents		W-L	
Akron .....	3-0	Marshall.....	0-1
Alabama.....	0-1	McNeese State.....	0-1
Alabama State.....	2-0	Memphis.....	2-8
Alcorn State.....	3-0	Mercer.....	2-0
Arizona.....	0-1	Mid-Continent .....	6-0
Arkansas.....	0-2	Middle Tennessee.....	6-7-1
Arkansas Pine Bluff.....	1-0	Minnesota.....	0-1
Army.....	2-0	Mississippi State.....	0-1
Ball State.....	1-2	Mississippi Valley State.....	6-2
Binghamton.....	1-0	Missouri-Kansas City .....	2-0
Birmingham Southern.....	1-0	Monmouth.....	1-1
Boston College.....	0-1	Niagara.....	2-0
Bowling Green.....	1-1	Nicholls State.....	2-0
Bradley.....	1-2	North Dakota State .....	0-1
Bucknell.....	2-0	North Florida.....	0-1
Buffalo.....	2-0	North Texas.....	1-0
Butler.....	3-2	Northern Colorado .....	1-1
Central Arkansas.....	1-1	Northern Illinois.....	0-2
Central Connecticut.....	2-0	Northern Iowa .....	1-1
Central Florida.....	0-1	Northridge.....	1-1
Chattanooga.....	2-4	Northwestern State .....	1-1
Cleveland State.....	2-0	Oakland.....	3-0
Colgate.....	4-0	Ohio State.....	1-0
Colorado State .....	0-2	Ole Miss.....	2-4
Columbia.....	1-0	Pennsylvania.....	3-2
Dakota Wesleyan.....	1-0	Purdue.....	0-2
Dartmouth.....	1-1	Radford.....	1-0
Dayton.....	1-0	Rhode Island.....	2-0
Delaware.....	1-1	Rider.....	1-0
Detroit.....	1-0	Sacred Heart.....	1-1
Drake.....	0-2	St. John's.....	0-1
Drexel.....	1-0	St. Joseph.....	1-0
East Tennessee State.....	2-2	St. Peters .....	1-0
Evansville .....	7-8	Saint Francis.....	2-0
Fairfield.....	1-1	Saint Louis.....	11-13
Fairleigh Dickinson.....	3-0	Samford .....	6-10
Florida A&M.....	1-0	San Diego.....	0-2
Florida Gulf Coast.....	1-1	South Dakota .....	0-1
George Mason.....	1-1	Southeastern Louisiana .....	5-2
Georgetown.....	1-0	Southern.....	4-1
George Washington .....	1-0	Southern Illinois.....	5-11
Georgia .....	0-3	Southern Miss.....	0-1
Georgia State.....	1-2	Syracuse.....	0-1
Georgia Tech.....	0-4	Texas-Arlington.....	0-1
Grambling .....	1-0	Texas Southern.....	1-0
Holy Cross.....	1-0	Toledo.....	3-0
Houston Baptist.....	1-0	Trevecca .....	1-0
Illinois-Chicago.....	0-1	Troy .....	0-2
Illinois State.....	0-1	Tulsa.....	0-1
Indiana.....	2-1	UAB.....	1-0
IPFW.....	3-0	UNC Greensboro.....	1-0
Indiana State.....	2-5	Valparaiso.....	0-1
Iona.....	1-0	Wagner.....	2-0
Iowa State .....	1-0	Western Kentucky.....	4-5
IUPUI .....	1-0	Winthrop .....	0-2
Jackson State.....	4-0	Wisconsin.....	0-1
Kansas.....	1-0	Yale .....	3-0
		Youngstown State.....	2-1



STARTING LINEUP

SKYHAWK ROSTER

COACHING STAFF

SEASON PREVIEW

2013 REVIEW

RECORD BOOK

THIS IS UT MARTIN

STARTING LINEUP

SKYHAWK ROSTER

COACHING STAFF

SEASON PREVIEW

2013 REVIEW

RECORD BOOK

THIS IS UT MARTIN

SARAH DAWS



UT Martin, 2005  
Seventh Season



ASSISTANT COACH

Sarah Daws enters her seventh season as an assistant softball coach at UT Martin. Daws, who was a four-year member of the Skyhawk softball program as a catcher from 2001-04, works primarily with the pitchers and catchers, along with providing hitting instruction.

Last season, Daws worked with sophomore Kenzi Tate who led the team with a 20-6 record and a 2.79 ERA en route to All-OVC first team, OVC All-Tournament team and NFCA Division I All-Region honors. In addition to Tate's work in the circle, she led the team with a .359 batting average while hitting 13 home runs and driving in a program record 56 RBIs. Joining Tate was her battery mate, freshman Deven Wilson who garnered a spot on the OVC's All-Newcomer squad. Wilson caught 52 games for the Skyhawks, while finishing fourth on the team with a .285 batting average with three home runs and 19 RBIs.

In 2012, Daws worked with Ohio Valley Conference Pitcher of the Year and OVC Tournament Most Valuable Player Chelsea Jones who finished the season with a 28-9 overall record and a 2.30 ERA. In addition to leading the Skyhawks to their second OVC regular season title, Jones helped the Skyhawks win the OVC Tournament and advance to their second NCAA Regional where they played Georgia Tech and eventual national champion Alabama.

Jones was one of 10 players who received OVC accolades this past season. She also was named to the NFCA (National Fastpitch Coaches Association) All-Region team.

In addition to Jones' success, freshman catcher Lauren Smith and freshman pitcher Casey Vincent were named to the league's All-Newcomer team. Vincent finished the year with a 9-5 worksheet and a 3.11 ERA. The Skyhawks were 39-21 overall in 2012, and the team sported an ERA of 2.80.

In 2011, Daws worked with freshman pitcher Amanda Brandenburg who was named the league's Freshman of the Year. Brandenburg also was named All-OVC first team and was selection to the OVC's All-Newcomer team.

The Skyhawks were third in the OVC in pitching in 2011 with a team ERA of 2.95.

Daws coached first-team All-OVC selection Pajj Lintz in 2010. She also coached pitcher Kate Vanderham and catcher Laurie Lindow, who were both All-OVC first-team selections. Vanderham picked up All-Newcomer honors, while Lindow was named to the OVC All-Tournament team.

Before the 2010 season, Daws had one member of her pitching staff named to the All-OVC Second Team, along with one All-OVC Tournament Team selection and the OVC Tournament MVP. She graduated from The University of Tennessee at Martin with a degree in education in 2004.

During her time at UT Martin, Daws was the opening day catcher all four years of her career. Daws earned the team defensive award in 2001 and the golden glove in 2003. She also earned accolades on the conference level, being named



All-OVC Honorable Mention in 2002 and All-OVC Second Team in 2003. Daws still appears in the program's record books 13 times and is among the top-five in five categories.

Before returning to her alma mater, Daws was at Mill Creek High School where she was a special education teacher and served as an assistant coach with the varsity softball program and as head coach of the junior varsity program.

Daws is the daughter of Barbara Daws and has one older brother, Geordy. She attended Brentwood High School where she was a two-sport athlete in softball and volleyball. On the diamond, Daws collected all-district accolades in 1998, 1999 and 2000. She was named to the all-district tournament team in 1999 and 2000 along with being named to the all-region team in 2000. She led her team to district championships in 1997, 1998 and 2000, regional championships in 1997, 1998 and 2000, and a sub-state championship in 1998.



ASHLEY ARCHER



Morehead State, 2010  
Second Season



GRADUATE ASSISTANT COACH

Ashley Archer begins her second season with the Skyhawk program as a graduate assistant after a successful career at Morehead State.

Among her many duties include serving as the primary academic coordinator by setting up tutors, monitoring study hall and regulating academic success. On the field, Archer will transition from working with corner infielders to the outfield core while providing hitting instruction. Duties also include day-to-day operations along with keeping statistics during games.

Archer played in 37 games her senior year at Morehead State and hit a pair of home runs and registered three doubles. She proved to be a defensive mainstay in the outfield corners, committing just one error.

In 2009, Archer played in 12 games before suffering a season-ending injury in a game against UT Martin at Bettye Giles Field. In her four years at Morehead State, Archer started every game of her career and was pivotal in putting together three consecutive 30-plus win seasons.

Before coming to UT Martin, Archer was a mentor and athletic tutor to student-athletes at the Drew and Brittany Brees Student Athlete Academic Center at Purdue University where she served as a primary tutor for mathematics.

She also coached softball at LaFayette Central Catholic High School from 2010-12, serving as the varsity assistant. Her team would make an appearance in the Semi-State championship game. She would coach two outfielders whom would make the small school all-star team in Indiana.

Archer is the daughter of Todd Archer, a manager at Lockhart Cadillac, and Debi DeBruyn, Executive Director of Tippecanoe County YWCA. She has two siblings, brother Baxter plays football at Johns Hopkins and sister Tess is in high school. She is currently pursuing a Master in Business Administration from UT Martin. Additionally, she received a Bachelor's of Science in Mathematics, with primary focus on secondary education, from Morehead State in 2010.

She prepped at West Lafayette High School where she led the team to the Indiana state championship. She helped her team win four consecutive sectional championships. She was named an Honorable-Mention All-Area in 2005 when she hit .295 with 23 runs scored, three doubles and two triples.







KATHERINE MALIK

Athletic Trainer  
Fifth Season

Katherine Malik enters her fifth season as an assistant athletic trainer at The University of Tennessee at Martin. She serves as the primary athletic trainer for the Skyhawk women's soccer and softball teams, while also assisting with the Olympic sports.

Malik comes to the Skyhawk Sports Medicine staff from Birmingham Southern where she was also an assistant athletic trainer, working primarily with the women's soccer, women's basketball, softball and lacrosse teams. Prior to her time at Birmingham Southern, Malik spent a year as an intern at Georgia Tech and two years as a graduate assistant at the University of Central Florida. While at Georgia Tech, Malik worked with the football and track programs and at Central Florida she worked primarily with the women's soccer team while earning a master's degree in physical education.

Malik is a 2004 graduate of the University of Florida, earning a degree in exercise science and is married to her husband, Tyson Malik, head baseball coach at Jackson State.



KATIE REIFF

Student Assistant

Katie Reiff joins the Skyhawks support staff after serving as a member of the team for the previous two years.

After transferring from Lake Land College, Reiff appeared in 76 games while earning the starting nod in 57 contests between second base and shortstop. She started every game in the 2013 season before suffering a season-ending injury, tallying 10 hits and three RBIs.

Before coming to UT Martin, Reiff was a member of a Lake Land College where she was named to the Region 24 All-Tournament team. In addition to twice being named to the Region 24 All-Tournament team, Reiff had a .367 batting average, hitting 13 doubles, four home runs and driving in 35 RBIs.

She is the daughter of Bill and Amy Reiff of Monticello, Ind. She is currently pursuing a degree from UT Martin with the ultimate goal of becoming a teacher and a coach.



ALEX BOGGIS


Assistant Sports Information Director  
Second Season

Alex Boggis has worked in the UT Martin sports information office since 2012. At UT Martin, Boggis is the media contact for football (secondary), soccer, women's basketball, softball, cross country and tennis teams. Boggis also serves on the statistician crew at most Skyhawk home events, produces media guides, game day programs, press releases, and serves as a media host and coordinating event operations.

While at UT Martin, Boggis has taken part in several other sports information ventures. The last two seasons, he has served on the official statistician crew at the Ohio Valley Conference men's and women's basketball tournament in Nashville, where he was part of the team responsible for all stats from the tournament. He also served as the official statistician for the 2012 OVC Soccer Tournament, hosted by UT Martin.

A native of Pinckneyville, Ill., Boggis graduated from UT Martin in 2011, earning a bachelor's degree in business administration with a concentration in marketing. He recently earned his Master's in business administration from UTM in the spring of 2013. He worked as a graduate assistant in the sports information office for one year and was the secondary contact for football, women's basketball and softball, and also the head researcher and designer for basketball and softball media guides. He spent his undergraduate years as the head manager for the UT Martin men's basketball team, serving that role during the 2008-09 OVC Championship season.

Boggis recently married Tiffany Carlton in June 2013. The couple resides in Martin.





STARTING LINEUP

SKYHAWK ROSTER

COACHING STAFF

SEASON PREVIEW

2013 REVIEW

RECORD BOOK

THIS IS UT MARTIN

STARTING LINEUP

SKYHAWK ROSTER

COACHING STAFF

SEASON PREVIEW

2013 REVIEW

RECORD BOOK

THIS IS UT MARTIN

# SKYHAWKS LOOKS TO LEAVE THEIR MARK IN 2014

After making the Ohio Valley Conference Tournament championship game for the fourth time in the last five years, University of Tennessee at Martin head coach softball Donley Canary and the 2014 edition Skyhawk softball squad is primed for another deep postseason run.

Despite dropping the squad’s opening game in the 2013 OVC Tournament, the Skyhawks quickly rebounded by stringing together four consecutive games to find themselves in yet another championship game appearance.

Canary and the Skyhawks have won two OVC championships, a pair of OVC Tournament championships and earned two NCAA Regional berths in the past five seasons. After falling just short of adding to that number last season, the Skyhawks will turn to five key returners who took home postseason honors.

Following trips to tournaments at Southeastern Louisiana, Kennesaw State, Ole Miss and Rebel Spring Games the Skyhawks began the home portion of their schedule with a 14-7 non-conference record. The Skyhawks wasted little time opening up their home slate with a victory against SEC foe Ole Miss. Following matchups against Trevecca, Evansville, Southern Illinois and Memphis the Skyhawks would finish with a 19-8 non-conference record.

“We started out very strong,” said Canary. “We said if we could start out .500 after our first 25 games, it would be wonderful. We eventually came through with a 14-7 record, which we were incredibly pleased with considering the type of competition we were up against.”

After kicking off OVC play with an 8-2 mark, the Skyhawks hit a bump in the road before finishing the conference portion of the schedule with a 14-10 record and the No. 5 seed in the conference tournament. Following a valiant comeback attempt, winning four consecutive games to find a place in the championship game, the Skyhawks would finish the season with a 37-20 mark.

“We certainly have some holes to fill after the loss of all-American Leah Taylor and Becca Williams who each started at their respective positions for three years,” said Canary. “Combined with the loss of Katie Reiff up the middle, we lost several players who know our philosophy, our style and knew how to represent this program.”

Taylor leaves the program with her name throughout the school’s record book. Taylor was the program’s first Easton Fastpitch All-American as a junior while garnering CoSIDA Capital One Academic All-American honors as both a junior and



Kayla Wade

senior. She leaves the program as the leader in runs scored (162), triples (18), walks (76) and stolen bases (110) while ranking in the top-10 in 13 statistical categories.

Williams will be remembered as one of the winningest players in program history, winning 151 career games and was the team’s lone four-year member. She tallied five career home runs along with 21 doubles and 49 RBIs. Over her career she appeared in 173 games, starting in 137 in right field. Reiff started every game of 2013 before suffering a season-ending injury, tallying 10 hits and three RBIs.

“We are transitioning from having a young team full of freshmen and sophomores, who had to be major contributors, to now having experience at several positions,” said Canary.

## OUTFIELD

The outfield will face possibly the most drastic overhaul in terms of experience. After having an outfield consisting of two seniors and a junior, Kayla Wade will make the move from left field to centerfield for her senior campaign. Wade brings an element of speed which is well documented in the Skyhawk record book, ranking second in career triples (13) and times hit by pitch (22) while sitting fourth on the all-time list with 52 stolen bases.

The remaining corner outfield positions will be filled by a mixture of newcomers and returners. A pair of freshmen are primed to take starting roles to open the spring in Renate Meckl and Gabby Glenn. Meckl joins the program from Oconomowoc, Wis. where she was both an Offensive and Defensive Player of the Year in her prep career. Glenn joins her sister

Autumn in the Skyhawk uniform from Covington, Tenn. where she took home numerous prep accolades.

Joining Meckl, Wade and Glenn in the outfield will be junior Kelsey Dixon and newcomers Juli Layne, Carly Gonzales and Taylor Manning. Dixon saw action in 32 games last season while Layne joins the Skyhawks from Middle Tennessee. Gonzales and Manning both hail from California and will provide depth in the outfield unit.

“Renate Meckl and Gabby Glenn would be starting the corner outfield positions if the season started tomorrow,” said Canary. “They are both great players, who are only going to get better. They can both hit, both run and have a great sense of the game. I’m excited to coach each of these new girls and see how good they can get the next four years.”

## INFIELD

The infield, in particular the corner infield positions, will be an area of strength for the 2014 squad. With the return of all-OVC junior infielders Kenzi Tate and Lauren Smith manning the corner positions, while providing offensive production in the middle of the order, the Skyhawks will look to fill their middle infield holes. Tate was an all-OVC first teamer, leading the league with 13 home runs and a UT Martin record 56 RBIs to go along with a .359 batting average en route to NFCA Division I All-Region honors. Smith was an all-OVC second teamer who finished with a .329 batting average along with 11 home runs and 34 RBIs.



Kenzi Tate



Lauren Smith

Senior Stephanie Nidiffer will serve as the backup for Tate along with filling in at designated player. Backing up Smith will be newcomers Brooke Kennedy and Tayler Jerrick. Kennedy was named Class 1A Miss Softball along with being tabbed as West Tennessee Player of the Year from Bath Springs, Tenn. Jerrick hails from Anaheim, Calif. where she was conference most valuable player as a senior.

“We know that we have a lot of talent when it comes to the corner infield positions,” said Canary. “We return two all-conference performers in Kenzi and Lauren and we expect them to continue the great work they have done so far in their young careers.”

The middle infield positions will see a healthy mixture of incumbents along with a newcomer. Junior Samantha McClure will be primarily used at shortstop while Autumn Glenn will add depth at the position, moving over from third base last season. McClure started 39 games down the stretch while Glenn saw action at the hot corner in 30 games as a freshman.

Second base will see as many as three players have an opportunity to see action led by sophomore Jessie Britt who started in 33 games last season. Britt will be backed up by freshman Bella Zizzi and junior Lindsey Feigl who will be looking to return to the team by midseason from a shoulder injury. Zizzi joins the Skyhawks from Cross Plains, Tenn. where she was a two-time recipient of the Offensive Player of the Year award. Feigl started 19 games for the Skyhawks last season down the stretch.

“Our middle infield will be filled by returners Jessie Britt at second base and Sam McClure at shortstop,” said Canary. “Both of those kids played a lot for us last year and did a great job. Sam is a very intelligent player who works extremely hard to serve as the glue of our infield. You

have got to be strong up the middle to be a good softball team, and I believe that we are in good hands.”

After a rather large void was left following the 2012 season leaving several question marks of who would fill the void of veteran Erica Duke, Deven Wilson stepped in as a freshman and nailed down her spot within the order. Wilson earned 51 starts behind the plate as a freshman while owning an impressive fielding percentage of .982 and only suffering five errors on the year. Wilson found her offensive stroke as the season progressed, finishing with a .285 batting average to go along with three home runs and 19 RBIs on her way to All-Newcomer league honors.

Wilson will be backed up by Meckl who will split time in left field and behind the plate. Meckl hit .573 with 38 RBIs as a senior while maintaining a .967 fielding percentage behind the plate and catching nine of 11 runners attempting to steal.

“At catcher we have a pair of options in Deven Wilson and Renate Meckl,” said Canary. “Catcher went from being a big question mark, to one of our strengths on our ball club. Both Deven and Renate can catch and call at the Division I level right now.”

## PITCHERS

The pitching circle has additionally transitioned into a spot of depth for the Skyhawks with six players expected to come in and compete for action. The pitching core is led by juniors Casey Vincent and Tate who both tossed in impressive campaigns last season. Vincent, a lefty from Hillsboro, led the team with a 2.30 ERA in 176.2 innings of work while notching a 15-9 record. Vincent struck out 125 batters while allowing just 43 walks, in turn limiting her opponents to just a .246 batting average. Tate joined Vincent in the



Casey Vincent

circle, leading the team with a 20-6 record, including a span in which she won nine consecutive games.

The junior duo will be joined in the circle by Glenn, Jerrick, Elizabeth Wiegand and Kennedy. Glenn appeared in 17 games last season, including three starts. She finished with a 2-1 record along with tying a team record with three saves in relief.

Kennedy will be one of three freshmen to compete for innings inside the circle. Jerrick dominated in the circle in high school, leading her team to back-to-back-to-back CIF appearances. Wiegand, from Moscow Mills, Mo., posted an impressive 22-3 record with a 0.74 ERA over 161 innings.

“When we look at the circle, it is a position of strength,” said Canary. “We have a lot of depth led in large part by Casey Vincent. She’s capable of completely dominating a game with a great off-speed pitch along with several other tough options. Kenzi’s record last season speaks for herself, while her competitiveness ranks in the top three of kids I have ever coach. After those two, we have several returners and newcomers that can come in and give us a lot of depth.”

## SCHEDULE

The Skyhawks will waste little time acclimating to the 2014 schedule with a full 56 game slate including several regional and conference rivalries. The slate features 56 scheduled games against 34 different opponents. The Skyhawks will travel to four non-conference tournaments while facing opponents from the Missouri Valley, American Athletic and Southeastern conferences.

“The overall schedule is very challenging,” said Canary. “We’re playing several teams that are nationally ranked and from large conferences. We’ll see the likes of Indiana out of the Big 10, Ole Miss out of the SEC and Central Florida and Memphis from the American Athletic. Playing so many games early gets you ready to play. You become well versed in how to pack your suitcase by the end of the tournament schedule.”

“When we look at conference play, we tell our kids, if you can play around .500 on the road then you are putting yourself in a great position to contend for a conference championship. The depth in the conference is always tough and you want to get off to a strong start as we begin conference play on the road. Our conference is ranked 17th out of 32 conferences who play Division I softball. The OVC has fared very well against tough non-conference competition, and nearly every team in this league can play with anyone in the country.”



STARTING LINEUP

SKYHAWK ROSTER

COACHING STAFF

SEASON PREVIEW

2013 REVIEW

RECORD BOOK

THIS IS UT MARTIN

STARTING LINEUP

SKYHAWK ROSTER

COACHING STAFF









SEASON PREVIEW

2013 REVIEW















RECORD BOOK

THIS IS UT MARTIN



















FEBRUARY

Sunday	Monday	Tuesday	Wednesday	Thursday	Friday	Saturday
						
						
						
						

MARCH

Sunday	Monday	Tuesday	Wednesday	Thursday	Friday	Saturday
						
						
						
						
						

APRIL/MAY

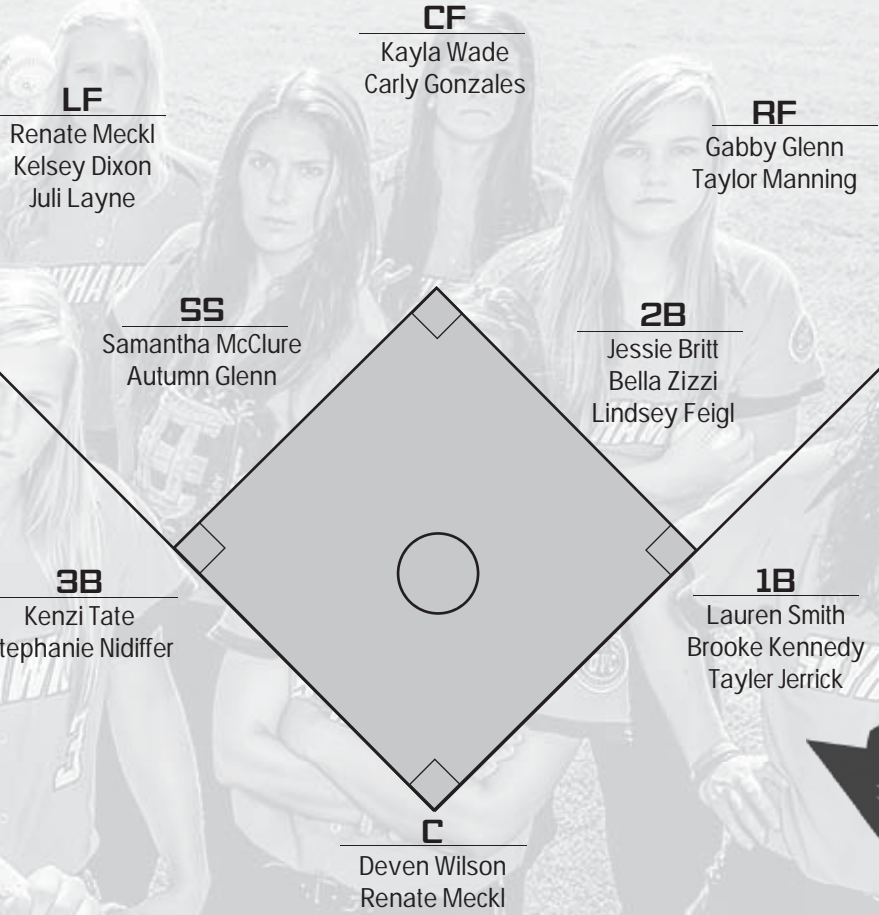
Sunday	Monday	Tuesday	Wednesday	Thursday	Friday	Saturday
						
						
						
						
						
						

2014 SCHEDULE

Date	Opponent	Location	Time
Feb. 7	at Louisiana Tech #	Ruston, La.	9 a.m.
Feb. 7	Saint Louis #	Ruston, La.	11:15 a.m.
Feb. 8	Houston Baptist #	Ruston, La.	11:15 a.m.
Feb. 8	Wichita State #	Ruston, La.	1:30 p.m.
Feb. 9	Jackson State #	Ruston, La.	11:15 a.m.
Feb. 15	Indiana %	Atlanta, Ga.	4 p.m.
Feb. 15	at Georgia State %	Atlanta, Ga.	6 p.m.
Feb. 16	Bowling Green %	Atlanta, Ga.	Noon
Feb. 16	East Tennessee State %	Atlanta, Ga.	2 p.m.
Feb. 21	Buffalo ^	Oxford, Miss.	3:45 p.m.
Feb. 22	Northern Colorado ^	Oxford, Miss.	9 a.m.
Feb. 22	Saint Louis ^	Oxford, Miss.	6 p.m.
Feb. 23	Bowling Green ^	Oxford, Miss.	11:15 a.m.
Feb. 23	at Ole Miss ^	Oxford, Miss.	3:45 p.m.
March 2	Princeton ~	Orlando, Fla.	9 a.m.
March 2	Stetson ~	Orlando, Fla.	1:30 p.m.
March 3	College of Charleston ~	Orlando, Fla.	10 a.m.
March 4	at Bethune Cookman (DH)	Daytona Beach, Fla.	1 p.m.
March 6	at UCF	Orlando, Fla.	4 p.m.
March 7	Colgate ~	Orlando, Fla.	1:30 p.m.
March 7	Western Carolina ~	Orlando, Fla.	6 p.m.
March 8	Troy ~	Orlando, Fla.	9 a.m.
March 11	SAINT LOUIS (DH)	Martin, Tenn.	3 p.m.
March 15	at Murray State* (DH)	Murray, Ky.	1 p.m.
March 15	at Murray State*	Murray, Ky.	1 p.m.
March 19	UNION	Martin, Tenn.	5 p.m.
March 22	at Morehead State* (DH)	Morehead, Ky.	11 a.m.
March 23	at Eastern Kentucky* (DH)	Richmond, Ky.	11 a.m.
March 25	OLE MISS	Martin, Tenn.	6 p.m.
March 29	SIU EDWARDSVILLE* (DH)	Martin, Tenn.	1 p.m.
March 30	SIU EDWARDSVILLE*	Martin, Tenn.	1 p.m.
Apr. 2	at Evansville (DH)	Evansville, Ind.	3 p.m.
Apr. 5	TENNESSEE STATE* (DH)	Martin, Tenn.	1 p.m.
Apr. 6	BELMONT* (DH)	Martin, Tenn.	1 p.m.
Apr. 9	at Memphis	Memphis, Tenn.	5 p.m.
Apr. 12	at Eastern Illinois* (DH)	Charleston, Ill.	Noon
Apr. 13	at Eastern Illinois*	Charleston, Ill.	Noon
Apr. 18	TENNESSEE TECH* (DH)	Martin, Tenn.	1 p.m.
Apr. 19	JACKSONVILLE STATE* (DH)	Martin, Tenn.	1 p.m.
Apr. 22	MIDDLE TENNESSEE	Martin, Tenn.	4 p.m.
Apr. 24	at Southern Illinois	Carbondale, Ill.	4 p.m.
Apr. 26	SOUTHEAST MISSOURI* (DH)	Martin, Tenn.	1 p.m.
Apr. 27	SOUTHEAST MISSOURI*	Martin, Tenn.	1 p.m.
May 3	at Austin Peay* (DH)	Clarksville, Tenn.	Noon
May 4	at Austin Peay*	Clarksville, Tenn.	Noon
May 7-10	OVC Tournament	TBA	TBA

- # Louisiana Tech Tournament – Ruston, La.
- % Georgia State Tournament – Atlanta, Ga.
- ^ Ole Miss Tournament – Oxford, Miss.
- ~ UCF Tournament – Orlando, Fla.
- \* Ohio Valley Conference Game

Home games are in ALL CAPS  
All Times are CST and subject to change



RETURNING STARTERS (6)

Starter	Pos.	Year	GP/GS	Avg.	Runs	Hits	RBI	Slg%	FLD%	2013 Season Honors
Jessie Britt	2B	So.	32/21	.211	16	19	15	.344	.920	NFCA Scholar-Athlete
Samantha McClure	SS	Jr.	50/39	.125	12	8	3	.172	.919	All-OVC Second Team/NFCA All-Region
Lauren Smith	1B	Jr.	57/57	.329	25	49	34	.591	.998	OVC All-Tournament Team
Kenzi Tate	3B/P	Jr.	57/57	.359	31	61	56	.659	.945	OVC All-Newcomer Team
Kayla Wade	CF	Sr.	56/51	.282	36	44	23	.487	.982	
Deven Wilson	C	So.	52/51	.285	12	41	19	.403	.982	

RETURNING LETTER WINNERS (8)

Letter winner	Pos.	Year	GP/GS	Avg.	Runs	Hits	RBI	Slg%	FLD%	2013 Season Honors
Kelsey Dixon	OF	Jr.	32/21	.222	10	14	3	.270	.000	NFCA Scholar-Athlete
Lindsey Feigl	SS/2B	Jr.	31/19	.116	10	5	3	.209	.954	NFCA Scholar-Athlete
Autumn Glenn	P/3B	So.	30/24	.125	2	2	1	.125	.951	
Stephanie Nidiffer	3B/1B	Sr.	30/17	.203	6	13	7	.328	.983	

Pitcher	Year	W-L	ERA	APP	GS	IP	H	ER	SO	BB	2013 Season Honors
Kenzi Tate	Jr.	20-6	2.79	28	22	160.2	159	64	97	66	All-OVC First Team/NFCA All-Region
Casey Vincent	Jr.	15-9	2.30	31	29	176.2	167	58	125	43	Madness All-OVC Second Team
Autumn Glenn	So.	2-1	1.85	17	3	34.0	40	9	12	10	

STARTERS LOST (2)

Starter	Pos.	GP/GS	Avg.	Runs	Hits	RBI	Slg%	FLD%	2013 Season Honors
Leah Taylor	CF	57/57	.298	50	48	30	.534	1.000	All-OVC Second Team/Academic All-America
Becca Williams	RF	57/57	.276	23	48	28	.402	.945	





# MEET THE OPPONENTS

## 2014 TOURNAMENT SCHEDULE

### LOUISIANA TECH TOURNAMENT

Tournament Schedule

Friday, Feb. 7  
9 a.m. UT Martin at Louisiana Tech  
5 p.m. UT Martin vs. Saint Louis

Saturday, Feb. 8  
11:15 a.m. UT Martin vs. Houston Baptist  
1:30 p.m. UT Martin vs. Wichita State

Sunday, Feb. 9  
11:15 a.m. UT Martin vs. Jackson State



### GEORGIA STATE TOURNAMENT

Tournament Schedule

Saturday, Feb. 15  
4 p.m. UT Martin vs. Indiana  
6 p.m. UT Martin at Georgia State

Sunday, Feb. 16  
Noon UT Martin vs. Bowling Green  
2 p.m. UT Martin vs. East Tennessee State



### OLE MISS TOURNAMENT

Tournament Schedule

Friday, Feb. 21  
3:45 p.m. UT Martin vs. Buffalo

Saturday, Feb. 22  
9 a.m. UT Martin vs. Northern Colorado  
6 p.m. UT Martin vs. Saint Louis

Saturday, Feb. 22  
11:15 a.m. UT Martin vs. Bowling Green  
3:45 p.m. UT Martin at Ole Miss



### CENTRAL FLORIDA TOURNAMENT

Tournament Schedule

Sunday, Mar. 2  
9 a.m. UT Martin vs. Princeton  
1:30 p.m. UT Martin vs. Stetson

Monday, Mar. 3  
10 a.m. UT Martin vs. College of Charleston

Friday, Mar. 7  
1:30 p.m. UT Martin vs. Colgate  
6 p.m. UT Martin vs. Western Carolina

Saturday, Mar. 8  
9 a.m. UT Martin vs. Troy



### OHIO VALLEY CONFERENCE CHAMPIONSHIP

The 2014 OVC Softball Tournament will be held May 7-10 at the site of the regular season champion and the No. 1 seed. This season marks the 21st time the Championship has been held and the first time it has featured an expanded field of eight teams. Last season Eastern Illinois hosted the event.

#### OVC Tournament History

Year	Champion	Runner-up	Host
1994	SEMO	MT	APSU
1995	TTU	EKU	EKU
1996	SEMO	TTU	MT
1997	SEMO	EIU	MOR
1998	SEMO	EIU	SEMO
1999	SEMO	EIU	UTM
2000	MT	SEMO	MT
2001	TTU	EKU	TTU
2002	EKU	TTU	EKU
2003	TTU	EKU	TTU
2004	EKU	UTM	EKU
2005	TTU	JSU	JSU
2006	TTU	EKU	TTU
2007	TTU	JSU	TTU
2008	JSU	TTU	JSU
2009	UTM	SEMO	JSU
2010	JSU	UTM	UTM
2011	JSU	SEMO	EIU
2012	UTM	TTU	UTM
2013	JSU	UTM	EIU



STARTING LINEUP

SKIPPY ROOSTER

COACHING STAFF

SEASON PREVIEW

2013 REVIEW

RECORD BOOK

THIS IS UT MARTIN

STARTING LINEUP

SKIPPY ROOSTER

COACHING STAFF

SEASON PREVIEW

2013 REVIEW

RECORD BOOK

THIS IS UT MARTIN

SAINT LOUIS



BILLIKENS

General Information	
Location	St. Louis, Mo.
Founded	1764
Enrollment	13,981
Nickname	Billikens
Colors	Blue and White
Conference	Atlantic 10
President	William Kauffman
Director of Athletics	Chris May

Facility Information	
Home Field	Billiken Sports Center
Capacity	500

Sports Information	
Softball SID	Mickey Smith
SID Phone	314-977-3463
SID Email	msmit145@slu.edu

Coaching Information	
Head Coach	Christy Connoyer
Alma Mater	University of Notre Dame
Career Record	111-110 (5th season)
Record at School	80-80 (4th season)
2013 Record	28-23
Assistants	Ashley Fleming Stephanie Winter
Office Phone	314-977-3266

Team Information	
2013 Record	28-23
2013 Conference Record	10-6
Letterwinners Returning/Lost	10/5
Starters Returning/Lost	4/5
Newcomers	6

Series Information	
Series Record	UT Martin 19-18
Last Meeting	Feb. 9, 2013
Where	Hammond, La.
Result	W, 3-2
Streak	W10

OLE MISS



General Information	
Location	Oxford, Miss.
Founded	1848
Enrollment	22,286
Nickname	Rebels
Colors	Cardinal Red and Navy Blue
Conference	Southeastern (SEC)
Chancellor	Dr. Daniel W. Jones
Director of Athletics	Ross Bjork

Facility Information	
Home Field	Ole Miss Softball Complex
Capacity	1,000

Sports Information	
Softball SID	Metz Camfield
SID Phone	662-915-7522
SID Email	metz@olemiss.edu

Coaching Information	
Head Coach	Windy Thees
HC Alma Mater	Florida State
HC Career Record	382-306 (14th season)
HC Record at School	47-63 (3rd season)
2013 Record	25-31
Assistants	Mike Perniciaro Julie Meyer
Office Phone	662-915-7891

Team Information	
2013 Record	25-31
2013 Conference Record	3-21
Letterwinners Returning/Lost	13/3
Starters Returning/Lost	8/1
Newcomers	4

Series Information	
Series Record	Ole Miss 6-2
Last Meeting	March 13, 2013
Where	Martin, Tenn.
Result	W, 1-0
Streak	W1

EVANSVILLE



General Information	
Location	Evansville, Ind.
Founded	1854
Enrollment	2,822
Nickname	Purple Aces
Colors	Purple, White and Orange
Conference	Missouri Valley
Chancellor	Dr. Thomas A. Krazee
Director of Athletics	John Stanley

Facility Information	
Home Field	James and Dorothy Cooper Stadium
Capacity	NA

Sports Information	
Softball SID	Jim Leising
SID Phone	812-488-2350
SID Email	j1245@evansville.edu

Coaching Information	
Head Coach	Mark Redbum
HC Alma Mater	Missouri-St Louis
HC Career Record	71-143 (4th year)
HC Record at School	Same
2013 Record	23-30
Assistants	Christine Sheridan
Office Phone	(812) 488-2620

Team Information	
2013 Record	23-30
2013 Conference Record	11-12
Letterwinners Returning/Lost	10/6
Starters Returning/Lost	3/5
Newcomers	9

Series Information	
Series Record	Evansville 13-9
Last Meeting	Apr. 3, 2013
Where	Martin, Tenn.
Result	W, 9-7
Streak	W3

MEMPHIS



General Information	
Location	Memphis, Tenn.
Founded	1912
Enrollment	22,139
Nickname	Tigers
Colors	Blue and Gray
Conference	American Athletic
President	Brad Martin
Director of Athletics	Tom Bowen

Facility Information	
Home Field	Tiger Softball Complex
Capacity	275

Sports Information	
Softball SID	Brandon Kolditz
SID Phone	901-678-2444
SID Email	kwolditz@memphis.edu

Coaching Information	
Head Coach	Natalie Poole
HC Alma Mater	McNeese State
HC Career Record	356-372 (12th season)
HC Record at School	44-73 (3rd season)
2013 Record	24-36
Assistants	Andy Lott Roya St. Clair
Office Phone	901-678-2315

Team Information	
2013 Record	24-36
2013 Conference Record	9-12
Letterwinners Returning/Lost	14/5
Starters Returning/Lost	7/3
Newcomers	7

Series Information	
Series Record	Memphis 8-2
Last Meeting	Apr. 24, 2013
Where	Martin, Tenn.
Result	L, 4-2
Streak	L8

MIDDLE TENNESSEE



General Information	
Location	Murfreesboro, Tenn.
Founded	1911
Enrollment	23,881
Nickname	Blue Raiders
Colors	Royal Blue and White
Conference	Conference USA
Chancellor	Dr. Sidney McPhee
Director of Athletics	Chris Massaro

Facility Information	
Home Field	Blue Raider Softball Field
Capacity	500

Sports Information	
Softball SID	Brent Beerends
SID Phone	615-898-2378
SID Email	beerends@goblueraiders.com

Coaching Information	
Head Coach	Jeff Breeden
HC Alma Mater	Eastern Tennessee State
HC Career Record	7-47 (2nd year)
HC Record at School	Same
2013 Record	7-47
Assistants	Kelley Montalvo Tony Foti

Team Information	
2013 Record	7-47
2013 Conference Record	1-21
Letterwinners Returning/Lost	9/7
Starters Returning/Lost	8/2
Newcomers	6

Series Information	
Series Record	12-25-1
Last Meeting	March 22, 2013
Where	Atlanta, Ga.
Result	W, 7-2
Streak	W1

SOUTHERN ILLINOIS



General Information	
Location	Carbondale, Ill.
Founded	1869
Enrollment	18,847
Nickname	Salukis
Colors	Maroon and White
Conference	Missouri Valley
Chancellor	Dr. Rita Cheng
Director of Athletics	Mario Moccia

Facility Information	
Home Field	Charlotte West Stadium
Capacity	502

Sports Information	
Softball SID	Robin Thuringer
SID Phone	618-453-5465
SID Email	rthuring@siu.edu

Coaching Information	
Head Coach	Kerri Blaylock
HC Alma Mater	Evansville
HC Career Record	513-273
HC Record at School	Same
2013 Record	25-27
Assistants	Jen Sewell Buddy Foster

Team Information	
2013 Record	25-27
2013 Conference Record	13-10
Letterwinners Returning/Lost	12/3
Starters Returning/Lost	7/2
Newcomers	4

Series Information	
Series Record	Southern Illinois 12-6
Last Meeting	Apr. 10, 2013
Where	Martin, Tenn.
Result	W, 5-4 (11)
Streak	W2



STARTING LINEUP

SKYHAWK ROSTER

COACHING STAFF

SEASON PREVIEW

2013 REVIEW

RECORD BOOK

THIS IS UT MARTIN

MURRAY STATE



General Information	
Location	Murray, Ky.
Founded	1922
Enrollment	10,943
Nickname	Racers
Colors	Navy and Gold
Conference	Ohio Valley
Chancellor	Dr. Randy J. Dunn
Director of Athletics	Allen Ward

Facility Information	
Home Field	Racer Field
Capacity	500

Sports Information	
Softball SID	Parker Griffith
SID Phone	270-809-3351
SID Email	pgriffith2@murraystate.edu

Coaching Information	
Head Coach	Kara Amundson
HC Alma Mater	DePaul
HC Career Record	25-28 (2nd year)
HC Record at School	Same
2013 Record	25-28
Assistants	Ashley Gilland
	Ashley McClain
Office Phone	270-809-3748

Team Information	
2013 Record	25-28
2013 Conference Record	14-10
Letterwinners Returning/Lost	12/5
Starters Returning/Lost	6/4
Newcomers	7

Series Information	
Series Record	UT Martin 11-6
Last Meeting	May 12, 2013
Where	Charleston, Ill.
Result	W, 5-4
Streak	W1

MOREHEAD STATE



General Information	
Location	Morehead, Ky.
Founded	1887
Enrollment	11,172
Nickname	Eagles
Colors	Blue and Gold
Conference	Ohio Valley
Chancellor	Dr. Wayne D. Andrews
Director of Athletics	Brian Hutchinson

Facility Information	
Home Field	University Field
Capacity	350

Sports Information	
Softball SID	J.T. Webb
SID Phone	606-783-2500
SID Email	j.webb@moreheadstate

Coaching Information	
Head Coach	David Williams
HC Alma Mater	Guliford
HC Career Record	219-191 (9th season)
HC Record at School	40-59 (3rd season)
2013 Record	24-25
Assistants	Jen Giles
	Natalie Haithcox
Office Phone	606-783-5283

Team Information	
2013 Record	24-24
2013 Conference Record	10-14
Letterwinners Returning/Lost	5/7
Starters Returning/Lost	NA
Newcomers	NA

Series Information	
Series Record	UT Martin 47-17
Last Meeting	May 10, 2013
Where	Charleston, Ill.
Result	W, 5-2
Streak	W2

EASTERN KENTUCKY



General Information	
Location	Richmond, Ky.
Founded	1906
Enrollment	15,968
Nickname	Colonels
Colors	Maroon and White
Conference	Ohio Valley
President	Dr. Michael T. Benson
Director of Athletics	Mark Sandy

Facility Information	
Home Field	Gertrude Hood Field
Capacity	NA

Sports Information	
Softball SID	Michael Clark
SID Phone	859-622-6170
SID Email	michael.clark@eku.edu

Coaching Information	
Head Coach	Jane Worthington
HC Alma Mater	Utah State
HC Career Record	571-547 (22nd season)
HC Record at School	Same
2013 Record	36-20
Assistants	Lacy Wood

Team Information	
2013 Record	36-20
2013 Conference Record	19-6
Letterwinners Returning/Lost	13/6
Starters Returning/Lost	6/3
Newcomers	6

Series Information	
Series Record	Eastern Kentucky 30-39
Last Meeting	May 11, 2013
Where	Charleston, Ill.
Result	W, 4-3
Streak	W1

SIU EDWARDSVILLE



General Information	
Location	Edwardsville, Ill.
Founded	1957
Enrollment	14,235
Nickname	Cougars
Colors	Red and White
Conference	Ohio Valley
Chancellor	Dr. Julie Furst-Bowe
Director of Athletics	Dr. Bradley Hewitt

Facility Information	
Home Field	Cougar Field
Capacity	1,000

Sports Information	
Softball SID	Eric Hess
SID Phone	618-650-3608
SID Email	ehess@siue.edu

Coaching Information	
Head Coach	Sandy Montgomery
HC Alma Mater	SIU Edwardsville
HC Career Record	884-441-2 (26th season)
HC Record at School	Same
2013 Record	23-29
Assistants	Jessica Jones
	Alicia Abbott
	Valerie McCoy

Team Information	
2013 Record	35-13
2013 Conference Record	17-5
Letterwinners Returning/Lost	14/3
Starters Returning/Lost	6/2
Newcomers	6

Series Information	
Series Record	UT Martin 9-7
Last Meeting	May 11, 2013
Where	Charleston, Ill.
Result	W, 7-1
Streak	W2

TENNESSEE STATE



General Information	
Location	Nashville, Tenn.
Founded	1912
Enrollment	9,165
Nickname	Tigers
Colors	Royal Blue and White
Conference	Ohio Valley
President	Dr. Glenda Glover
Director of Athletics	Teresa Phillips

Facility Information	
Home Field	Tiger Field
Capacity	500

Sports Information	
Softball SID	Jose' Garcia
SID Phone	615-963-5674
SID Email	jgarcia1@tnstate.edu

Coaching Information	
Head Coach	Jeff Dabney
HC Alma Mater	Wichita State
HC Career Record	264-297 (12th season)
HC Record at School	40-117
2013 Record	14-35
Assistants	Samantha Buckner
	Carmen Fowler

Team Information	
2013 Record	14-35
2013 Conference Record	5-18
Letterwinners Returning/Lost	9/4
Starters Returning/Lost	NA
Newcomers	8

Series Information	
Series Record	UT Martin 54-7
Last Meeting	March 23, 2013
Where	Nashville, Tenn.
Result	UT Martin W 9-1
Streak	W1

BELMONT



General Information	
Location	Nashville, Tenn.
Founded	1890
Enrollment	6,637
Nickname	Bruins
Colors	Navy Blue, Red and White
Conference	Ohio Valley
Chancellor	Dr. Robert C. Fisher
Director of Athletics	Mike Strickland

Facility Information	
Home Field	E.S. Rose Park
Capacity	NA

Sports Information	
Softball SID	Nick Brown
SID Phone	615-460-5990
SID Email	nicholas.brown@pop.belmont.edu

Coaching Information	
Head Coach	Chris Kuhlmeier
HC Alma Mater	Louisiana State
HC Career Record	51-151 (4th season)
HC Record at School	Same
2013 Record	17-33
Assistants	Ashley Taylor
	Kacey Frost

Team Information	
2013 Record	17-33
2013 Conference Record	6-19
Letterwinners Returning/Lost	15/2
Starters Returning/Lost	NA
Newcomers	4

Series Information	
Series Record	UT Martin 20-6
Last Meeting	March 24, 2013
Where	Nashville, Tenn.
Result	W, 11-5
Streak	W 14

STARTING LINEUP

SKYHAWK ROSTER

COACHING STAFF

SEASON PREVIEW

2013 REVIEW

RECORD BOOK

THIS IS UT MARTIN



STARTING LINEUP

SKYHAWK ROSTER

COACHING STAFF

SEASON PREVIEW

2013 REVIEW

RECORD BOOK

THIS IS UT MARTIN

STARTING LINEUP

SKYHAWK ROSTER

COACHING STAFF

SEASON PREVIEW

2013 REVIEW

RECORD BOOK

THIS IS UT MARTIN

EASTERN ILLINOIS



General Information	
Location	Charleston, Ill.
Founded	1899
Enrollment	10,615
Nickname	Panthers
Colors	Blue, Gray and White
Conference	Ohio Valley
President	Dr. William Perry
Director of Athletics	Barbara Burke

Facility Information	
Home Field	Glenn and Joan Williams Field
Capacity	200

Sports Information	
Softball SID	Bart Rettberg
SID Phone	217-581-6408
SID Email	bvrettberg@eiu.edu

Coaching Information	
Head Coach	Angie Nicholson
HC Alma Mater	Cleveland State
HC Career Record	347-264-1 (14th season)
HC Record at School	1st season
2013 Record	36-14
Assistants	Stephanie Taylor Brie Carmack
Office Phone	217-581-2093

Team Information	
2013 Record	36-14
2013 Conference Record	20-3
Letterwinners Returning/Lost	14/3
Starters Returning/Lost	7/2
Newcomers	6

Series Information	
Series Record	Eastern Illinois 29-26
Last Meeting	Apr. 28, 2013
Where	Martin, Tenn.
Result	W, 2-1
Streak	W1

TENNESSEE TECH



General Information	
Location	Cookeville, Tenn.
Founded	1915
Enrollment	10,000
Nickname	Golden Eagles
Colors	Purple and Gold
Conference	Ohio Valley
Chancellor	Philp Oldham
Director of Athletics	Mark Wilson

Facility Information	
Home Field	Tech Softball Field
Capacity	800

Sports Information	
Softball SID	Dylan Vazzano
SID Phone	931-372-3088
SID Email	dvazzano@tntech.edu

Coaching Information	
Head Coach	Bonnie Bynum
HC Alma Mater	Tennessee Tech
HC Career Record	22-28 (2nd season)
HC Record at School	Same
2013 Record	22-28
Assistants	Tiffany Wilkinson Kirin Kumar

Team Information	
2013 Record	22-28
2013 Conference Record	11-11
Letterwinners Returning/Lost	NA
Starters Returning/Lost	NA
Newcomers	NA

Series Information	
Series Record	Tennessee Tech 42-22
Last Meeting	March 23, 2013
Where	Cookeville, Tenn.
Result	W, 13-0
Streak	W1

JACKSONVILLE STATE



General Information	
Location	Jacksonville, Ala.
Founded	1883
Enrollment	9,504
Nickname	Gamecocks
Colors	Red and White
Conference	Ohio Valley
Chancellor	Dr. William A Meehan
Director of Athletics	Warren Koegel

Facility Information	
Home Field	University Field
Capacity	3,000

Sports Information	
Softball SID	Josh Underwood
SID Phone	256-782-5915
SID Email	underwood@jsu.edu

Coaching Information	
Head Coach	Jana McGinnis
HC Alma Mater	Jacksonville State
HC Career Record	686-396 (21st season)
HC Record at School	Same
2013 Record	30-27
Assistants	Mark Wisener Julie Boland

Team Information	
2013 Record	30-27
2013 Conference Record	11-11
Letterwinners Returning/Lost	NA
Starters Returning/Lost	NA
Newcomers	NA

Series Information	
Series Record	Jacksonville State 34-13
Last Meeting	May 12, 2013
Where	Charleston, Ill.
Result	L, 2-0
Streak	L1

SOUTHEAST MISSOURI



General Information	
Location	Cape Girardeau, MO
Founded	1873
Enrollment	11,729
Nickname	Redhawks
Colors	Red and Black
Conference	Ohio Valley
Chancellor	Dr. Kenneth W. Dobbins
Director of Athletics	Mark Alnutt

Facility Information	
Home Field	Southeast Softball Complex
Capacity	600

Sports Information	
Softball SID	Jeff Honza
SID Phone	573-651-2933
SID Email	jhonza@semo

Coaching Information	
Head Coach	Lana Richmond
HC Alma Mater	Berea College
HC Career Record	873-676-2
HC Record at School	Same
2013 Record	
Assistants	Sarah Willis Stephanie Mata
Office Phone	573-651-2993

Team Information	
2013 Record	15-33
2013 Conference Record	8-13
Letterwinners Returning/Lost	9/7
Starters Returning/Lost	3/6
Newcomers	8

Series Information	
Series Record	Southeast Missouri 51-34
Last Meeting	May 4, 2013
Where	Cape Girardeau, Mo.
Result	W, 14-5
Streak	W7

AUSTIN PEAY



General Information	
Location	Clarksville, Tenn.
Founded	1927
Enrollment	10,000
Nickname	Lady Govs
Colors	Red and White
Conference	Ohio Valley
Chancellor	Timothy Hall
Director of Athletics	Derek van der Merwe

Facility Information	
Home Field	Cheryl Holt Field
Capacity	NA

Sports Information	
Softball SID	Colby Wilson
SID Phone	931-221-6562
SID Email	wilsonrc@apsu.edu

Coaching Information	
Head Coach	Stephanie Paris
HC Alma Mater	UT Martin
HC Career Record	18-26 (2nd season)
HC Record at School	Same
2012 Record	18-26
Assistants	Denny Boguskie Shane Showalter

Team Information	
2013 Record	18-26
2013 Conference Record	9-27
Letterwinners Returning/Lost	NA
Starters Returning/Lost	NA
Newcomers	NA

Series Information	
Series Record	UT Martin 60-25
Last Meeting	March 30, 2013
Where	Martin, Tenn.
Result	W, 5-2
Streak	W6



STARTING LINEUP

SKYHAWK ROSTER

COACHING STAFF

SEASON PREVIEW

2013 REVIEW

RECORD BOOK

THIS IS UT MARTIN

SKYHAWK TRAVEL

**February 7-9 Louisiana Tech Tourney**  
Fairfield Inn & Suites  
1701 Roberta Avenue  
Ruston, La.  
318-251-9800

**February 15-16 Georgia State Tourney**  
Holiday Inn - Northlake  
2158 Ranchwood Drive  
Atlanta, Ga. 30345  
770-934-6000

**February 21-23 Ole Miss Softball Classic**  
Country Inn  
1808 Jackson Avenue West  
Oxford, Miss. 38655  
662-234-6000

**March 2-8 UCF Tournament**  
Radisson  
1724 N. Alafaya Trail  
Orlando, Fla. 32826  
407-992-3410

**March 15-16 Morehead State/EKU**  
Comfort Inn & Suites  
2650 KY 801 North  
Morehead, KY 40351  
606-780-7378

**April 12-13 Eastern Illinois**  
Baymont Inn & Suites  
206 McFall Road  
Mattoon, Ill 61938  
217-234-2420

**May 3-4 Austin Peay**  
Riverview Inn  
50 College Street  
Clarksville, Tenn.  
931-552-3331



2013 SEASON REVIEW



STARTING LINEUP

SKYHAWK ROSTER

COACHING STAFF

SEASON PREVIEW

2013 REVIEW

RECORD BOOK

THIS IS UT MARTIN



LEAH TAYLOR

Despite dropping the first game of the Ohio Valley Conference Tournament, the Skyhawks would not let their season go by the wayside that easily. With their backs against the wall, the Skyhawks would string together four consecutive wins to find themselves in yet another tournament championship game appearance.

Rewind to February where the Skyhawks kicked off their season with a win at Louisiana Tech on Feb. 8. With Martin still half frozen in the opening weeks of the schedule, the Skyhawks would head south with four tournaments.

Following trips to tournaments at Southeastern Louisiana, Kennesaw State, Ole Miss and Rebel Spring Games the Skyhawks began the home portion of their schedule with a 14-7 non-conference record. The Skyhawks wasted little time opening up their home slate with a victory against SEC foe Ole Miss. Following matchups against Trevecca, Evansville, Southern Illinois and Memphis the Skyhawks would finish with a 19-8 non-conference record.

After kicking off OVC play with an 8-2 mark, the Skyhawks hit a bump in the road before finishing the conference portion of the schedule with a 14-10 record and the No. 5 seed in the conference tournament.

Prior to the opening of the tournament, four Skyhawks were honored at the league’s annual awards banquet. Kenzi Tate was named to the All-OVC first team while Leah Taylor and Lauren Smith each garnered second team honors. Freshman Deven Wilson was rewarded for her successful season behind the plate with an All-Newcomer selection.

Tate would take home National Fastpitch Coaches Association Division I All-Region honors along with her OVC accomplishments. Her stellar season included a team leading .359 batting average, 13 home runs and UT Martin single-season record 56 RBIs. She would lead the league in runs batted in and home runs while ranking third in total bases (112) and fourth in slugging percentage (.659). In the circle she would finish with a 20-6 record along with a 2.79 ERA in 160.2 innings of work.

The Skyhawks charged into the OVC Tournament championship off the play of Tate, Smith and Kayla Wade who each garnered All-Tournament honors following a season ending setback to tournament champion Jacksonville State. The Skyhawks would finish the season with a 37-20 won-lost record while sweeping five series on the year.

As the season came to a close, so did the careers of three Skyhawk seniors in Taylor, Becca Williams and Katie Reiff. Taylor leaves the program with her name throughout the school’s record book. Taylor was the program’s first Easton Fastpitch All-American as a junior while garnering CoSIDA Capital One Academic All-American honors as both a junior and senior. She leaves the program as the leader in runs scored (162), triples (18), walks (76) and stolen bases (110) while ranking in the top-10 in 13 statistical categories.

2013 Honor Roll

Kenzi Tate	All-OVC First Team
	OVC All-Tournament Team
	NFCA Division I All-Region Team
	OVC Player of the Week

Lauren Smith

Lauren Smith	All-OVC Second Team
	OVC All-Tournament Team

Leah Taylor

Leah Taylor	NFCA All-America Scholar-Athlete
	CoSIDA Capital One Academic All-American
	All-OVC Second Team

Casey Vincent

Casey Vincent	Madness All-OVC Second Team
---------------	-----------------------------

Kayla Wade

Kayla Wade	OVC All-Tournament Team
------------	-------------------------

Deven Wilson

Deven Wilson	OVC All-Newcomer Team
--------------	-----------------------

Player	avg	gp-gs	ab	r	h	2b	3b	hr	rbi	tb	slg%	bb	hp	so	gdp	ob%	sf	sh	sb-att	po	a	e	fld%
1 TATE, Kenzi	.359	57-57	170	31	61	12	0	13	56	112	.659	21	2	14	0	.422	6	2	2-3	52	136	11	.945
24 SMITH, Lauren	.329	57-57	149	25	49	6	0	11	34	88	.591	39	3	19	1	.472	2	3	1-1	452	22	1	.998
32 TAYLOR, Leah	.298	57-57	161	50	48	6	1	10	30	86	.534	32	7	30	0	.433	1	5	39-43	55	3	0	1.000
8 VINCENT, Casey	.286	17-12	35	2	10	1	0	0	5	11	.314	3	0	9	0	.342	0	0	0-0	9	42	5	.911
13 WILSON, Deven	.285	52-51	144	12	41	8	0	3	19	58	.403	3	0	16	1	.299	0	7	1-1	247	20	5	.982
9 WADE, Kayla	.282	56-51	156	36	44	7	8	3	23	76	.487	16	14	46	0	.398	0	7	32-36	53	2	1	.982
15 WILLIAMS, Becca	.276	57-57	174	23	48	11	1	3	28	70	.402	7	2	11	2	.311	0	7	2-3	45	7	3	.945
5 DIXON, Kelsey	.222	32-21	63	10	14	0	0	1	3	17	.270	7	2	15	0	.319	0	3	2-4	0	0	0	.000
21 BRITT, Jessie	.211	43-33	90	16	19	4	1	2	15	31	.344	10	3	17	0	.311	0	1	4-7	70	68	12	.920
6 NIDIFFER, Steph	.203	30-17	64	6	13	2	0	2	7	21	.328	1	2	22	0	.239	0	2	1-1	48	10	1	.983
17 SCRUM, Rachel	.200	19-0	5	5	1	0	0	0	0	1	.200	0	1	2	0	.333	0	0	1-2	0	0	0	.000
22 TORRENCE, Mikal	.188	52-21	69	18	13	0	0	0	6	13	.188	4	1	11	0	.243	0	1	1-6	9	1	0	1.000
2 REIFF, Katie	.179	23-23	56	11	10	0	1	1	3	15	.268	9	3	12	0	.324	0	3	2-6	29	56	3	.966
4 LEWIS, Morgan	.143	12-7	21	1	3	0	0	1	2	6	.286	3	0	5	0	.250	0	0	0-0	1	8	1	.900
3 MCCLURE, Sam	.125	50-39	64	12	8	1	1	0	3	11	.172	6	5	25	1	.250	1	4	4-9	58	100	14	.919
7 GLENN, AUTUMN	.125	30-24	16	2	2	0	0	0	1	2	.125	1	0	3	0	.176	0	0	0-0	23	54	4	.951
12 FEIGL, Lindsey	.116	31-19	43	10	5	1	0	1	3	9	.209	2	0	14	0	.156	0	3	0-0	35	48	4	.954
LACKEY	.000	8-2	6	2	0	0	0	0	0	0	.000	0	0	1	0	.000	0	0	4-4	3	0	0	1.000
BIGGERSTAFF	.000	1-0	1	0	0	0	0	0	0	0	.000	0	0	1	0	.000	0	0	0-0	0	0	0	.000
Totals	.262	57	1487	272	389	59	13	51	238	627	.422	164	45	273	5	.351	10	48	96-126	1189	577	65	.965
Opponents	.252	57	1521	189	384	58	2	34	169	548	.360	142	22	259	13	.323	9	44	44-53	1162	448	68	.959

Player	era	w-l	app	gs	cg	sho	sv	ip	h	r	er	bb	so	2b	3b	hr	b/avg	wp	hp	bk	sfa	sha
7 GLENN, AUTUMN	1.85	2-1	17	3	0	0/1	3	34.0	40	11	9	10	12	5	1	3	.310	3	0	0	3	7
8 VINCENT, Casey	2.30	15-9	31	29	18	4/1	2	176.2	167	73	58	43	125	18	1	15	.246	10	13	1	2	20
1 TATE, Kenzi	2.79	20-6	28	22	17	3/1	2	160.2	159	82	64	66	97	32	0	16	.255	7	7	0	2	12
4 LEWIS, Morgan	4.76	0-4	7	3	0	0/0	0	25.0	18	23	17	23	25	3	0	0	.202	2	2	0	2	5
Totals	2.61	37-20	57	57	35	8/1	7	396.1	384	189	148	142	259	58	2	34	.252	22	22	1	9	44
Opponents	3.74	20-37	57	57	27	5/0	2	387.1	389	272	207	164	273	59	13	51	.262	15	45	1	10	48



REBECCA WILLIAMS

2013 UT Martin Record...

Overall .....	37-20
At Bettye Giles Field:.....	11-7
Against Top-25 ranked teams: .....	0-0
Against OVC schools:.....	14-10
Against non-conference schools: .....	23-10
Against Tennessee schools:.....	9-3

When scoring first:.....	25-4
When scoring in first inning:.....	17-2
When leading after five:.....	29-1
When leading after six:.....	28-1
When tied after five: .....	5-2
When tied after six: .....	3-3
When trailing after five: .....	2-16
When trailing after six:.....	2-16
Record in extra innings: .....	3-5

When scoring five runs or less: .....	19-17
When scoring six runs or more: .....	18-3
Holding opponents to five runs or less:...	33-14
In shutouts:.....	8-5
In one-run games: .....	13-5
In two-run games:.....	5-7
In five-plus run games:.....	13-2

In February:.....	7-6
In March:.....	16-3
In April:.....	7-9
In May:.....	6-2

On Monday:.....	2-0
On Tuesday: .....	2-0
On Wednesday: .....	5-2
On Thursday:.....	2-0
On Friday: .....	7-2
On Saturday:.....	12-9
On Sunday:.....	7-7

When committing no errors:.....	13-3
When committing one error: .....	15-11
When committing two or more errors: .....	9-6

Five-inning games:.....	1-0
Six-inning games:.....	2-0
Seven-inning games:.....	31-17
Eight-inning games:.....	2-2
Nine + inning games:.....	1-1

When playing as away team:.....	8-6
When playing on a neutral field: .....	18-7

2013 Attendance

	Dates	Total	Avg
Home	18	1,627	90
Road	39	7,301	187
Total	57	8,928	156

STARTING LINEUP

SKYHAWK ROSTER

COACHING STAFF

SEASON PREVIEW

2013 REVIEW

RECORD BOOK

THIS IS UT MARTIN



STARTING LINEUP

SKYHAWK ROSTER

COACHING STAFF

SEASON PREVIEW

2013 REVIEW

RECORD BOOK

THIS IS UT MARTIN

STARTING LINEUP

SKYHAWK ROSTER

COACHING STAFF

SEASON PREVIEW

2013 REVIEW

RECORD BOOK

THIS IS UT MARTIN

Player	avg	gp-gs	ab	r	h	2b	3b	hr	rbi	tb	slg%	bb	hp	so	gdp	ob%	sf	sh	sb-att	po	a	e	fld%
2 REIFF, Katie	.500	3-3	6	3	3	0	0	1	1	6	1.000	1	1	2	0	.625	0	0	0-0	6	7	1	.929
8 VINCENT, Casey	.412	7-5	17	1	7	1	0	0	4	8	.471	1	0	5	0	.444	0	0	0-0	3	20	2	.920
7 GLENN, AUTUMN	.400	14-13	5	1	2	0	0	0	0	2	.400	0	0	1	0	.400	0	0	0-0	10	28	1	.974
24 SMITH, Lauren	.373	24-24	59	13	22	3	0	4	14	37	.627	19	1	9	0	.519	2	2	1-1	205	11	1	.995
1 TATE, Kenzi	.355	24-24	76	14	27	5	0	4	23	44	.579	8	0	5	0	.407	2	0	0-0	17	52	5	.932
9 WADE, Kayla	.284	23-23	74	15	21	3	5	0	9	34	.459	6	5	23	0	.376	0	2	15-16	15	1	1	.941
15 WILLIAMS, Becca	.267	24-24	75	12	20	4	0	2	17	30	.400	3	1	3	0	.304	0	3	1-1	19	4	0	1.000
32 TAYLOR, Leah	.250	24-24	72	21	18	3	0	6	15	39	.542	14	2	16	0	.386	0	1	11-14	25	0	0	1.000
5 DIXON, Kelsey	.235	14-6	17	6	4	0	0	1	3	7	.412	4	1	3	0	.409	0	0	1-2	0	0	0	.000
13 WILSON, Deven	.233	24-24	73	6	17	3	0	2	13	26	.356	1	0	0	0	.243	0	4	0-0	106	8	2	.983
22 TORRENCE, Mikal	.231	22-12	39	11	9	0	0	0	5	9	.231	2	1	6	0	.286	0	0	1-3	6	0	0	1.000
12 FEIGL, Lindsey	.182	11-3	11	5	2	0	0	1	2	5	.455	0	0	4	0	.182	0	0	0-0	11	7	2	.900
3 MCCLURE, Sam	.171	23-21	35	7	6	1	1	0	2	9	.257	4	4	12	1	.326	0	3	3-5	24	65	9	.908
21 BRITT, Jessie	.153	23-21	59	7	9	2	1	0	6	13	.220	5	2	10	0	.242	0	1	2-4	46	43	9	.908
6 NIDIFFER, Steph	.063	10-4	16	1	1	0	0	0	0	1	.063	0	2	9	0	.167	0	1	0-0	0	0	0	.000
4 LEWIS, Morgan	.000	2-1	3	0	0	0	0	0	0	0	.000	0	0	1	0	.000	0	0	0-0	0	0	0	.000
17 SCRUM, Rachel	.000	7-0	1	4	0	0	0	0	0	0	.000	0	1	1	0	.500	0	0	1-1	0	0	0	.000
Totals	.263	24	638	127	168	25	7	21	114	270	.423	68	21	110	1	.352	4	17	36-47	493	246	33	.957
Opponents	.264	24	655	90	173	31	1	19	81	263	.402	48	9	98	5	.322	3	15	12-16	486	185	31	.956

Player	era	w-l	app	gs	cg	sho	sv	ip	h	r	er	bb	so	2b	3b	hr	b/avg	wp	hp	bk	sfa	sha
4 LEWIS, Morgan	0.00	0-1	1	0	0	0/0	0	1.2	3	3	0	0	1	1	0	0	.333	0	0	0	0	0
7 GLENN, AUTUMN	1.56	0-1	4	0	0	0/0	1	9.0	11	3	2	4	3	2	0	1	.306	1	0	0	1	1
8 VINCENT, Casey	2.61	6-4	14	12	10	1/0	2	80.1	82	40	30	16	55	9	1	10	.258	3	6	0	0	10
1 TATE, Kenzi	3.34	8-4	12	12	8	1/0	0	73.1	77	44	35	28	39	19	0	8	.264	6	3	0	2	4
Totals	2.85	14-10	24	24	18	2/0	3	164.1	173	90	67	48	98	31	1	19	.264	10	9	0	3	15
Opponents	3.98	10-14	24	24	13	2/0	2	162.0	168	127	92	68	110	25	7	21	.263	6	21	0	4	17

PB - Team (2), WILSON 2, Opp (3). SBA/ATT - WILSON (12-16), VINCENT (8-10), TATE (3-5), LEWIS (1-1).

2013 Team Game Highs		2013 Individual Game Highs	
Hitting			
37, at Southeast Missouri (May 4)	At-Bats	5, Nine times	
14, at Southeast Missouri (May 4)	Runs Scored	4, Leah Taylor at Southeast Missouri (May 4)	
16, at Southeast Missouri (May 4)	Hits	4, Leah Taylor vs. Middle Tennessee (Feb. 22)	
		4, Kenzi Tate vs. Detroit (March 5)	
13, at Southeast Missouri (May 4)	Runs Batted In	4, Five times	
5, at Southeast Missouri (May 4)	Doubles	2, Four times	
2, vs. Mercer (Feb. 16)			
2, vs. Mississippi Valley State (Feb. 22)	Triples	1, 13 times	
3, Four times	Home Runs	2, Kenzi Tate vs. Detroit (March 5)	
		2, Leah Taylor at Jacksonville State (Apr. 7)	
8, at Ole Miss (Feb. 23)	Walks	3, Lauren Smith vs. Ole Miss (Feb. 23)	
4, at Jacksonville State (Apr. 7)	Sacrifice Hits	2, Two times	
1, Nine times	Sacrifice Flies	1, Nine times	
7, vs. Mercer (Feb. 16)	Stolen Bases	4, Leah Taylor vs. Southern Illinois (Apr. 10)	
4, at Tennessee State (March 23)	Hit by Pitch	2, Three times	
Fielding			
33, vs. Southern Illinois (Apr. 10)	Putouts	14, Stephanie Nidiffer vs. Niagara (March 8)	
		14, Lauren Smith at Belmont (March 24)	
18, vs. Eastern Illinois (Apr. 28)	Assists	8, Sam McClure at Belmont (March 24)	
Pitching			
11.0, vs. Southern Illinois (Apr. 10)	Innings Pitched	8.0, Kenzi Tate vs. Penn (March 7)	
10, vs. Holy Cross (March 4)	Strikeouts	10, Kenzi Tate vs. Holy Cross (March 4)	



**KENZI TATE**



KENZI TATE

## 2013 Overall Record 37-20 • OVC 14-10

Home 11-7 • Away 8-6 • Neutral 18-7

Date	Opponent	Score	Inns	Overall	Ohio Valley	Pitcher of record	Attend	Time
Feb 08, 2013	vs Louisiana Tech	w 7-2	(8)	1-0-0	0-0-0	TATE (W 1-0)	71	2:36
Feb 08, 2013	at Southeastern La.	L 0-2	7	1-1-0	0-0-0	LEWIS (L 0-1)	155	2:13
Feb 09, 2013	vs St. Louis	w 3-2	7	2-1-0	0-0-0	TATE (W)	0	1:57
Feb 09, 2013	vs Delaware	L 2-7	7	2-2-0	0-0-0	VINCENT (L)	0	2:30
Feb 16, 2013	vs Mercer	w 11-10	7	3-2-0	0-0-0	TATE (W 3-2)	0	3:05
Feb 16, 2013	vs Ball State	L 0-2	7	3-3-0	0-0-0	VINCENT (L)	79	1:50
Feb 17, 2013	vs Kennesaw State	w 5-4	7	4-3-0	0-0-0	TATE (W 4-0)	126	2:00
Feb 17, 2013	vs UAB	w 2-0	7	5-3-0	0-0-0	VINCENT (W 1-0)	125	2:02
Feb 22, 2013	vs Middle Tennessee	w 7-2	7	6-3-0	0-0-0	VINCENT (W 2-2)	92	1:55
Feb 22, 2013	vs Miss. Valley St.	w 5-1	7	7-3-0	0-0-0	TATE (W 5-0)	97	2:02
Feb 23, 2013	vs McNeese State	L 2-7	7	7-4-0	0-0-0	LEWIS (L 0-2)	108	1:56
Feb 23, 2013	at Ole Miss	L 8-9	(8)	7-5-0	0-0-0	VINCENT (L 1-3)	306	2:40
Feb 24, 2013	vs Drake	L 3-7	7	7-6-0	0-0-0	TATE (L 5-1)	81	2:08
Mar 04, 2013	vs Sacred Heart	w 1-0	7	8-6-0	0-0-0	VINCENT (W 3-3)	0	1:15
Mar 04, 2013	vs Holy Cross	w 5-0	7	9-6-0	0-0-0	TATE (W 6-1)	0	1:30
Mar 05, 2013	vs Saint Francis U	w 2-0	7	10-6-0	0-0-0	VINCENT (W 4-3)	121	4 p.
Mar 05, 2013	vs Detroit	w 11-2	6	11-6-0	0-0-0	GLENN (W 1-0)	0	1:30
Mar 07, 2013	vs PENN	w 1-0	(8)	12-6-0	0-0-0	TATE (W 7-1)	42	2
Mar 07, 2013	vs PENN	w 5-2	7	13-6-0	0-0-0	VINCENT (W 5-3)	45	1:40
Mar 08, 2013	vs South Dakota	L 2-5	7	13-7-0	0-0-0	LEWIS (L 5-4)	100	2:15
Mar 8, 2013	vs Niagara	w 6-1	7	14-7-0	0-0-0	TATE (W 8-1)	0	
Mar 13, 2013	OLE MISS	w 1-0	7	15-7-0	0-0-0	VINCENT (W 6-3)	89	1:40
Mar 16, 2013	at SIUE	L 6-8	7	15-8-0	0-1-0	LEWIS (L 0-4)	130	2:20
Mar 16, 2013	at SIUE	w 7-4	7	16-8-0	1-1-0	TATE (W 9-1)	130	2:22
Mar 20, 2013	TREVECCA	w 6-1	7	17-8-0	1-1-0	VINCENT (W 7-3)	78	1:55
Mar 23, 2013	at Tennessee State	L 2-4	7	17-9-0	1-2-0	VINCENT (L 7-4)	254	1:46
Mar 23, 2013	at Tennessee State	w 13-0	5	18-9-0	2-2-0	TATE (W 10-1)	271	1:30
Mar 24, 2013	at Belmont	w 8-2	7	19-9-0	3-2-0	VINCENT (W 8-4)	138	4:00
Mar 24, 2013	at Belmont	w 11-5	7	20-9-0	4-2-0	TATE (W 11-1)	55	2:15
Mar 29, 2013	AUSTIN PEAY	w 8-5	7	21-9-0	5-2-0	VINCENT (W 9-4)	116	1:48
Mar 29, 2013	AUSTIN PEAY	w 4-3	7	22-9-0	6-2-0	TATE (W 12-1)	116	1:53
Mar 30, 2013	AUSTIN PEAY	w 5-2	7	23-9-0	7-2-0	TATE (W 13-1)	83	1:53
Apr 03, 2013	EVANSVILLE	w 12-4	6	24-9-0	7-2-0	VINCENT (W 10-4)	63	1:53
Apr 03, 2013	EVANSVILLE	w 9-7	7	25-9-0	7-2-0	TATE (W 14-1)	66	1:50
Apr 06, 2013	at Tennessee Tech	w 9-1	6	26-9-0	8-2-0	VINCENT (W 11-4)	98	1:35
Apr 06, 2013	at Tennessee Tech	L 0-3	7	26-10-0	8-3-0	TATE (L 14-2)	99	1:25
Apr 07, 2013	at Jacksonville State	L 6-7	(10)	26-11-0	8-4-0	GLENN (L 1-1)	765	2:54
Apr 07, 2013	at Jacksonville State	w 7-6	7	27-11-0	9-4-0	TATE (W 15-2)	708	2:22
Apr 10, 2013	SOUTHERN ILLINOIS	w 5-4	(11)	28-11-0	9-4-0	GLENN (W 2-1)	87	3:17
Apr 13, 2013	MURRAY STATE	w 1-0	7	29-11-0	10-4-0	VINCENT (W 12-4)	119	1:30
Apr 13, 2013	MURRAY STATE	L 1-4	7	29-12-0	10-5-0	TATE (L 15-3)	119	1:30
Apr 14, 2013	MURRAY STATE	L 2-3	(8)	29-13-0	10-6-0	VINCENT (L 12-5)	102	1:52
Apr 20, 2013	MOREHEAD STATE	L 0-4	7	29-14-0	10-7-0	VINCENT (L 12-6)	89	1:46
Apr 20, 2013	MOREHEAD STATE	w 5-3	7	30-14-0	11-7-0	TATE (W 16-3)	89	1:49
Apr 21, 2013	EASTERN KENTUCKY	L 1-4	7	30-15-0	11-8-0	VINCENT (L 12-7)	113	1:55
Apr 21, 2013	EASTERN KENTUCKY	L 3-5	7	30-16-0	11-9-0	TATE (L 16-4)	103	1:54
Apr 24, 2013	MEMPHIS	L 2-4	(8)	30-17-0	11-9-0	VINCENT (L 12-8)	43	1:38
Apr 28, 2013	EASTERN ILLINOIS	L 1-2	7	30-18-0	11-10-0	TATE (L 16-5)	76	1:50
Apr 28, 2013	EASTERN ILLINOIS	w 2-1	7	31-18-0	12-10-0	VINCENT (W 13-8)	76	1:48
May 04, 2013	at Southeast Missouri	w 11-9	7	32-18-0	13-10-0	TATE (W 17-5)	163	2:40
May 04, 2013	at Southeast Missouri	w 14-5	7	33-18-0	14-10-0	VINCENT (W 14-8)	163	2:43
May 08, 2013	vs Murray State	L 1-2	(8)	33-19-0	14-10-0	TATE (L 17-6)	501	2:00
May 10, 2013	vs Morehead State	w 5-2	7	34-19-0	14-10-0	TATE (W 18-6)	526	1:45
May 11, 2013	vs SIUE	w 7-1	7	35-19-0	14-10-0	VINCENT (W 15-8)	559	2:18
May 11, 2013	vs Eastern Kentucky	w 4-3	7	36-19-0	14-10-0	TATE (W 19-6)	559	2:03
May 12, 2013	vs Murray State	w 5-4	7	37-19-0	14-10-0	TATE (W 20-6)	317	1:50
May 12, 2013	vs Jacksonville State	L 0-2	7	37-20-0	14-10-0	VINCENT (L 15-9)	317	2:01



STARTING LINEUP

SKYHAWK ROSTER

COACHING STAFF

SEASON PREVIEW

2013 REVIEW

RECORD BOOK

THIS IS UT MARTIN

OVC STANDINGS									
			vs.						
EAST DIVISION	W	L	Pct.	East	West	W	L	Pct.	
Eastern Kentucky	19	6	.760	10-3	9-3	34	18	.654	
Jacksonville State	11	11	.500	7-4	4-7	26	25	.510	
Tennessee Tech	11	11	.500	7-3	4-8	22	26	.458	
Morehead State	10	14	.417	7-5	3-9	24	23	.511	
Belmont	6	19	.240	4-9	2-10	17	33	.340	
Tennessee State	5	18	.217	1-11	4-7	14	35	.286	
			vs.						
WEST DIVISION	W	L	Pct.	East	West	W	L	Pct.	
Eastern Illinois	20	3	.870	11-1	9-2	35	12	.745	
SIUE	17	5	.773	10-2	7-3	34	11	.756	
Murray State	14	10	.583	6-2	8-8	23	26	.469	
UT Martin	14	10	.583	6-4	8-6	33	18	.647	
Austin Peay	9	17	.346	4-4	5-13	18	26	.409	
Southeast Missouri	6	18	.250	4-3	2-15	15	33	.313	

2013 OVC Individual and Team Statistical Leaders

Batting Average		Walks		Slugging Percentage	
Player	Team	BA	Player	Team	SLG
1. Alex McDavid, SIUE		.425	1. Lauren Smith, UTM		.450
2. Hannah Cole, EIU		.418	2. Leah Taylor, UTM		.436
3. Alexis Anderson, SEMO		.403	Sarah Borders, JSU		.429
4. Kat Hollingsworth, BEL		.390	4. Riddle, MOR		
5. Jennifer Givens, TSU		.384	5. Kalee Tabor, JSU		
Slugging Percentage		Triples		On Base Percentage	
Player	Team	SLG	Player	Team	OBP
1. Lauren DeCastro		.695	1. Kayla Wade, UTM		.377
2. Kat Hollingsworth, BEL		.689	2. Lauren DeCastro, APSU		.374
3. Alex McDavid		.686	Melise Brown, EIU		.357
4. Kenzi Tate, UTM		.659	4. Heather Turner, BEL		
5. Raquel Howes, EKU		.657	5. Laurel Burroughs, APSU		
On Base Percentage		Earned Run Average		Runs Scored	
Player	Team	OBP	Player	Team	RS
1. Hannah Cole, EIU		.503	1. Hannah Mennenga, EIU		50
2. Alex McDavid, SIUE		.476	2. Eric Greenwalt, SIUE		44
3. Lauren Smith, UTM		.472	3. Hayley Chambers, SIUE		42
4. Riddle, MOR		.469	3. L. Pittsenbarger, EKU		41
5. Jennifer Givens, TSU		.441	4. Stephanie Maday, EIU		40
			5. Taylor Ketchum, TTU		
Runs Scored		Opposing Batting Average		Runs Batted In	
Player	Team	RS	Player	Team	RBI
1. Leah Taylor, UTM		50	1. Hanna Mennenga, EIU		238
2. Carly Willert, EIU		44	2. Hayley Chambers, SIUE		237
3. Krystal Ruth, JSU		42	3. L. Pittsenbarger, EKU		236
4. Raquel Howes, EKU		41	4. Stephanie Maday, EIU		
5. Alex McDavid, SIUE		40	5. Taylor Ketchum, TTU		
Hits		Strikeouts		Home Runs	
Player	Team	H	Player	Team	HR
1. Krystal Ruth, JSU		71	1. Hanna Mennenga, EIU		51
2. Alex McDavid, SIUE		65	2. Tiffany Harbin, JSU		43
3. Kat Hollingsworth, BEL		64	3. L. Pittsenbarger, EKU		38
4. Raquel Howes, EKU		62	4. Shea Morris, TSU		
Melody Christian, TTU		62	5. Pfast, MOR		
Runs Batted In		Wins		Walks	
Player	Team	RBI	Player	Team	BB
1. Kenzi Tate, UTM		56	1. Morehead State		170
2. Alex McDavid, SIUE		43	2. SIUE		164
3. Kat Hollingsworth, BEL		42	3. Eastern Kentucky		128
Raquel Howes, EKU		42			
4. Riddle, MOR		40			
Home Runs		Batting Average		Strikeouts	
Player	Team	HR	Player	Team	SO
1. Kenzi Tate, UTM		13	1. Morehead State		425
2. Alexa Becker, MUR		12	2. SIUE		393
Katie Tackett, EKU		12	3. Eastern Kentucky		332
4. 4 Tied		11	4. Eastern Illinois		
			5. Jacksonville State		

2013 All-OVC Honors

PLAYER OF THE YEAR

Alex McDavid, SIUE

PITCHER OF THE YEAR

Hanna Mennenga, Eastern Illinois

FRESHMAN OF THE YEAR

Haley Chambers, SIUE

COACH OF THE YEAR

Kim Schuette, Eastern Illinois

FIRST TEAM

P - Hanna Mennenga (Eastern Illinois)

P - Haley Chambers (SIUE)

C - Hannah Cole (Eastern Illinois)

IF - Amber Riddle (Morehead State)

IF - Alex McDavid (SIUE)

IF - Raquel Howes (Eastern Kentucky)

IF - Carly Willert (Eastern Illinois)

OF - Alexis Anderson (Southeast Missouri)

OF - Sara Borders (Jacksonville State)

OF - Kathryn Hollingsworth (Belmont)

UTIL/DP - Lauren de Castro (Austin Peay)

UTIL/DP - Kenzi Tate (UT Martin)

SECOND TEAM

P - Leanna Pittsenbarger (Eastern Kentucky)

P - Stephanie Maday (Eastern Illinois)

C - Katie Tackett (Eastern Kentucky)

IF - Alexa Becker (Murray State)

IF - Lauren Smith (UT Martin)

IF - Taylor Tooley (SIUE)

IF - Kayla Davidson (Austin Peay)

IF - Chelsea Yankolovich (SIUE)

OF - Sarah Fobbs (Eastern Kentucky)

OF - Brittany Toney (SIUE)

OF - Leah Taylor (UT Martin)

OF - Melody Christian (Tennessee Tech)

UTIL/DP - Mia Vierra (Belmont)

ALL-NEWCOMER TEAM

Haley Chambers (SIUE)

Sarah Fobbs (Eastern Kentucky)

Alexis Anderson (Southeast Missouri)

Erin Greenwalt (SIUE)

Haley Schenasi (Eastern Kentucky)

Kiarra Freeman (Tennessee State)

Kayla Joyce (Eastern Kentucky)

Shelbey Miller (Murray State)

Ella Denes (Jacksonville State).


Jordan LaFave (SIUE)

Chelsea Smith (Southeast Missouri)

Deven Wilson (UT Martin)

PLAYERS & PITCHERS OF THE WEEK

Player	Date	Pitcher
Kalee Tabor, JSU	2/11	Taylor Ketchum, TTU
Laurel Burroughs, APSU	2/18	L. Pittsenbarger, EKU
Fobbs, EKU/Borders, JSU	2/25	Hanna Mennenga, EIU
Kalee Tabor, JSU	3/4	Shea Morris, TSU
Kayla Ashbrook, MOR	3/11	Haley Chambers, SIUE
Hannah Cole, EIU	3/18	Hanna Mennenga, EIU
Becker, MUR/McDavid, SIUE	3/25	Haley Chambers, SIUE
Brittany Toney, SIUE	4/1	Hanna Mennenga, EIU
Fobbs, EKU/Borders, JSU	4/8	Mennenga, EIU/Chambers, SIUE
Tackett, EKU/Ashbrook, MOR	4/15	Hanna Mennenga, EIU
Rebecca Gray, SIUE	4/22	Chambers, SIUE/Morris, TSU
Sara Borders, JSU	4/29	L. Pittsenbarger, EKU
Kenzi Tate, UTM	5/6	L. Pittsenbarger, EKU



RECORD BOOK  
SKYHAWKS



STARTING LINEUP

SKYHAWK ROSTER

COACHING STAFF

SEASON PREVIEW

2013 REVIEW

RECORD BOOK

THIS IS UT MARTIN

STARTING LINEUP

SKYHAWK ROSTER

COACHING STAFF

SEASON PREVIEW

2013 REVIEW

RECORD BOOK

THIS IS UT MARTIN

OVC Player of the Year

Leah Taylor (OF) .....	2012
Megan Williams (OF) .....	2010

OVC Pitcher of the Year

Chelsea Jones (P) .....	2012
Paij Lintz (P) .....	2010

OVC Coach of the Year

Donley Canary.....	2012
Donley Canary.....	2010

First Team All-OVC

Kenzi Tate (UTL) .....	2013
Leah Taylor (OF) .....	2012
Lauren Smith (INF).....	2012
Chelsea Jones (P) .....	2012
Jenny Bain (SS) .....	2012
Amanda Brandenburg.....	2011
Paij Lintz (P).....	2010
Laurie Lindow (C) .....	2010
Jenny Bain (SS) .....	2010
Laura Roberts (OF) .....	2010
Megan Williams (OF) .....	2010
Kate Vanderham (P) .....	2010
Jenny Bain (IF) .....	2009
Megan Williams (OF) .....	2009
Ashley Benbow (OF) .....	2007
Savannah Roberts (C) .....	2006
Justine Pineda (OF).....	2006
Kristin Runyan (IF) .....	2005
Megan Mizell (UTL).....	2005
Jennifer Young (LF).....	2004
Nicole Davis (UTL) .....	2003
Kristin Runyan (IF) .....	2003
Melissa Rudy (UTL).....	2000
Jessica Crosser (UTL).....	1998
Jessica Crosser (UTL).....	1997
Paige Cook (UTL).....	1995

Second Team All-OVC

Leah Taylor (OF) .....	2013
Lauren Smith (INF).....	2013
Kayla Wade (OF) .....	2012
Leah Taylor (2B) .....	2011
Megan Van Arsdale (INF).....	2010
Laura Roberts (OF) .....	2009
Ashley Benbow (OF) .....	2008
Paij Lintz (P).....	2008
Megan Williams (OF) .....	2008
Savannah Roberts (C) .....	2007
Brandy Whalen (OF).....	2006
Nicole Davis (P).....	2005
Brandy Whalen (OF).....	2005
Nicole Davis (P).....	2004
Kristin Runyan (SS) .....	2004
Sarah Daws (C).....	2003
Kendra Kosco (P) .....	2003
Meredith Ramsey (OF).....	2003
Kendra Kosco (P) .....	2002
Angela Baize (OF).....	2002
Amy Hardclerode (UTL) .....	2002
Jennifer Robison (IF).....	2001
April Leatherwood (IF) .....	2001
Jessica Crosser (P) .....	1998
Jennifer Robison (UTL).....	1998
Paige Cook (IF) .....	1997
Janee’ Heath (IF).....	1996
Paige Cook (UTL).....	1996
Cindy Sturgill (C).....	1996
Janee’ Heath (C) .....	1995
Bridgette Baker (OF).....	1995

All-OVC Honorable Mention

Angela Baize (OF) .....	2003
Stephanie Paris (IF) .....	2002
Sarah Daws (C) .....	2002
Jennifer Herron (OF).....	2001
Misty Miles (SS).....	2000
Tracy Fryer (P) .....	2000
Jessica Crosser (P) .....	1997
Bridgette Baker (OF).....	1997
Kim Rucker (OF) .....	1996
Danelle Kimes (IF) .....	1995

OVC All-Newcomer

Deven Wilson (C) .....	2013
Lauren Smith (INF).....	2012
Casey Vincent (P) .....	2012
Leah Taylor (2B) .....	2011
Amanda Brandenburg (P/OF).....	2011
Stephanie Nidiffer (P/IF).....	2011
Kate Vanderham (P) .....	2010
Kalah Mathis (OF) .....	2010
Jordan Garrett (OF).....	2010
Jenny Bain (IF) .....	2009
Chelsea Cary (IF).....	2008
Ashley Benbow (OF) .....	2007
Paij Lintz (P) .....	2007
Laura Roberts (IF) .....	2007
Justine Pineda (OF).....	2006
Savannah Roberts (C) .....	2006
Ashley Myatt (P) .....	2006
Ashton Strode (P) .....	2006

OVC Tournament MVP

Chelsea Jones (P) .....	2012
Kara Harper (P) .....	2009

OVC All-Tournament

Kenzi Tate.....	2013
Lauren Smith .....	2013
Kayla Wade.....	2013
Chelsea Jones .....	2012
Jenny Bain .....	2012
Becca Williams.....	2012
Kayla Wade.....	2012
Megan Latimer .....	2011
Megan Van Arsdale .....	2010
Laurie Lindow .....	2010
Kate Vanderham.....	2010
Kara Harper .....	2009
Laurie Lindow .....	2009
Savannah Roberts (C) .....	2009
Megan Van Arsdale .....	2009
Brittany Nash.....	2007
Christa Webb .....	2006
Nicole Davis.....	2005
Kristin Runyan .....	2005
Fallon Lowery.....	2005
Jennifer Young .....	2004
Angela Baize .....	2004
Allison Buckley .....	2004
Nicole Davis.....	2004
Meredith Ramsey .....	2002
Paige Cook .....	1997
Jessica Crosser .....	1997
Paige Cook .....	1996
Danelle Kimes.....	1994

OVC Freshman of the Year

Amanda Brandenburg (P/OF).....	2011
Jenny Bain (IF) .....	2009
Ashley Benbow (OF) .....	2007

Easton Fastpitch All-American

Leah Taylor.....	2012
------------------	------

CoSIDA Capital One Academic All-American

Leah Taylor.....	2013
Leah Taylor.....	2012

National Fastpitch Coaches Association All-America Scholar-Athlete

Deven Wilson .....	2013
Leah Taylor.....	2013
Lindsey Feigl.....	2013
Becca Williams.....	2013
Casey Vincent .....	2013
Kayla Wade.....	2013
Kelsey Dixon.....	2013
Kenzi Tate.....	2013
Lauren Smith .....	2013
Morgan Lewis.....	2013
Sam McClure .....	2013
Leah Taylor.....	2012

National Fastpitch Coaches Association NFCA Division I All-Region Team

Kenzi Tate.....	2013
Leah Taylor.....	2012
Chelsea Jones .....	2012

OVC Medal of Honor

Lindsey Feigl.....	2012-13
Leah Taylor.....	2012-13
Deven Wilson.....	2012-13
Leah Taylor.....	2011-12
Leah Taylor.....	2010-11
Chelsea Cary .....	2010-11
Destiny Tite.....	2009-10
Chelsea Cary .....	2009-10
Paij Lintz.....	2009-10
Victoria Wolaver .....	2009-10
Paij Lintz.....	2008-09
Destiny Tite.....	2008-09
Victoria Wolaver .....	2008-09
Chelsea Cary .....	2007-08
Paij Lintz.....	2007-08
Riley Pace .....	2007-08
Laura Roberts .....	2007-08
Paij Lintz.....	2006-07
Riley Pace .....	2006-07
Laura Roberts .....	2006-07
Riley Pace .....	2005-06
Christa Webb .....	2005-06
Meagen Sturdivant .....	2003-04
Kelly Swafford.....	2003-04
Kendra Kosco.....	2002-03
Marione Parson .....	2001-02
Beth Elliot .....	2000-01
Alicia Haley .....	1999-00
Alicia Haley .....	1998-99
Mary Jerman .....	1998-99
Alicia Haley .....	1997-98
Sherri Pollard.....	1997-98
Bridgette Baker .....	1996-97
Kimberly Jones .....	1995-96

ESPN The Magazine Academic All-District Team

Laura Roberts .....	2009
---------------------	------

OVC COMMISSIONER’S HONOR ROLL

2012-13 (16)

Jessie Britt
Kelsey Dixon
Lindsey Feigl
Autumn Glenn
Morgan Lewis
Samantha McClure
Stephanie Nidiffer
Katie Reiff
Rachel Scrum
Lauren Smith
Kenzi Tate
Leah Taylor
Casey Vincent
Kayla Wade
Becca Williams
Deven Wilson

2011-12 (8)

Jenny Bain
Lindsey Feigl
Chelsea Jones
Carter Mansolino
Samantha McClure
Kenzi Tate
Leah Taylor
Kayla Wade

2010-11 (10)

Alexa Alfaro
Jenny Bain
Chelsea Cary
Megan Gray
Chelsea Jones
Alana Kramer
Megan Latimer
Morgan Lewis
Leah Taylor
Becca Williams

2009-10 (11)

Jenny Bain
Chelsea Cary
Jessica Gourdier

Chelsea Jones
Megan Latimer
Paij Lintz
Kalah Mathis
Laura Roberts
Destiny Tite
Megan Williams
Tori Wolaver

2008-09 (12)

Chelsea Cary
Erica Duke
Jessica Gourdier
Tera Gwaltney
Chelsea Jones
Megan Latimer
Paij Lintz
Greer Long
Laura Roberts
Destiny Tite
Megan Van Arsdale
Victoria Wolaver

2007-08 (13)

Chelsea Cary
Kelsey Davis
Kara Harper
Amber Hayes
Megan Latimer
Paij Lintz
Riley Pace
Laura Roberts
Megan Van Arsdale

2006-07 (13)

Brittany Burkett
Kara Harper
Paij Lintz
Greer Long
Lauren Manna
Brittany Nash
Riley Pace
Laura Roberts
Ashton Strode

Holly Templeton
Megan Van Arsdale
Stacey Weaver
Megan Williams

2005-06 (9)

Maghan Brown
Allison Buckley
Kara Harper
Ashley Myatt
Riley Pace
Holly Templeton
Stacey Weaver
Christa Webb
Brandy Whalen

2004-05 (10)

Maghan Brown
Allison Buckley
Kristin Hogan
Ashley Ruggles
Kristin Runyan
Kelly Swafford
Christa Webb
Emily Webb
Brandy Whalen
Jennifer Young

2003-04 (13)

Angela Baize
Allison Buckley
Bethany Buttre
Sarah Daws
Ashley Ruggles
Kristin Runyan
Meagen Sturdivant
Kelly Swafford
Holly Templeton
Christa Webb
Emily Webb
Brandy Whalen
Jennifer Young

2002-03 (12)

Angela Baize
Allison Buckley
Bethany Buttre
Megan Dempsey
Kristin Hogan
Kendra Kosco
Linsey Moffitt
Meredith Ramsey
Kristin Runyan
Andrea Rushing
Kelly Swafford
Brandy Whalen

2001-02 (5)

Angela Baize
Beth Buttre
Beth Elliott
Kendra Kosco
Andrea Rushing

2000-01 (6)

Angela Baize
Beth Elliott
Molly McKinney
Jordan Myers
Andrea Rushing
Courtney Wilson

1999-00 (3)

Magen Darby
Alicia Haley
Melissa Rudy

1998-99 (5)

Niki Foster
Alicia Haley
Jenny Sue Henry
Mary Jerman
Missy Rudy

1997-98 (3)

Jessica Crosser
Alicia Haley
Sherri Pollard

1996-97 (6)

Bridgette Baker
Cherity Berry
Crystal Cook
Alicia Haley
Sheri Pollard
Rhonda White

1995-96 (11)

Bridgett Baker
Cherity Berry
Crystal Gook
Jessica Crosser
Janee Heath
Kimberly Jones
Kristy Jones
Sherri Pollard
Cynthia Sturgill
Tammy Turner
Rhonda White

1994-95 (9)

Laura Chambers
Paige Cook
Tiffany Craig
Janee Heath
Melanie Hix
Danielle Kimes
Sherri Pollard
Tammy Turner
Rhonda White

1993-94 (9)

Bridette Baker
Paige Cook
Tiffany Craig
Nicole Glass
Kimberly Dawn Jones
Kristy Jones
Danielle Kimes
Tammy Turner
Rhonda White

UT MARTIN HALL OF FAME MEMBERS

Jessica Crosser (1996-98) • Inducted 2003

Crosser, from Waverly, Tenn., played softball at UT Martin from 1996-98. In her career she became highly decorated from the Ohio Valley Conference. She was named to the 1996 OVC All-Tournament Team, 1997 All-OVC First Team as a utility player and honorable mention as a pitcher, the 1997 All-OVC Tournament team as a pitcher, along with the 1998 All-OVC First Team as a utility player and second team as a pitcher. She sports a career .341 batting average and finished her career as the holder of three single-season records, all set in 1998. Crosser ended her career with the highest single-season batting average (.341), runs scored (28), and strikeouts (93).

Janee’ Heath (1995-96) • Inducted 2006

Heath, from Mayfield, Ky., played for UT Martin from 1995-96. When Heath finished her career she was the second all-time home run leader in program history with 16 in addition to holding a program record slugging percentage of .711. Heath also still ranks among the career top-10 in singles (112), runs batted in (53) and extra base hits (33).

Kendra Kosco (2002-03) • Inducted 2009

Kosco, from Herrin, Ill., played for head coach Donley Canary from 2002-03. She was a two-time All-Ohio Valley Conference selection and a two-time member of the OVC Commissioner’s Honor Roll. Kosco, who was a pitcher, graduated holding the program record for most career strikeouts (304 in only two seasons), best win-loss percentage (.596) and lowest earned run average.

Nicole Davis (2002-05) • Inducted 2012

Davis played softball for head coach Donley Canary from 2002-05. She was named All-Ohio Valley Conference three consecutive years (2003-2005) and OVC All-Tournament in 2004. She ranks in the top 10 in most all career offensive statistics categories, including games played, at bats, hits, doubles, RBIs, total bases, slugging percentage, walks, extra base hits, home runs, victories, games started, ERA, winning percentage, strikeouts, saves and appearances.

Kristen Runyan (2003-05) • Inducted 2013

Runyan played at UT Martin from 2003-05 under head coach Donley Canary. A 5-4 infielder from Overland Park, Kan., she captured All-Ohio Valley Conference accolades in all three seasons as a Skyhawk, including a pair of first team mentions. She graduated UT Martin as the program’s all-time leader in runs scored (93), home runs (21) and walks (50) while ranking second on the list with 83 runs batted in and 239 total bases. She helped the Skyhawks tally 94 victories in three seasons, including a then-school record 40 wins in 2005.



STARTING LINEUP

SKYHAWK ROSTER

COACHING STAFF

SEASON PREVIEW

2013 REVIEW

RECORD BOOK

THIS IS UT MARTIN

Batting Average		
1994	Paige Cook	.292
1995	Janee' Heath	.372
1996	Janee' Heath	.303
1997	Bridgette Baker	.336
1998	Jessica Crosser	.394
1999	Amy Harclerode	.240
2000	Andrea Rushing	.333
2001	Misty Miles	.278
2002	Amy Harclerode	.317
2003	Angela Baize	.354
2004	Jennifer Young	.398
2005	Megan Mizell	.378
2006	Justin Pineda	.335
2007	Ashley Benbow	.353
2008	Kara Harper	.353
2009	Megan Williams	.343
2010	Megan Williams	.375
2011	Amanda Brandenburg	.333
2012	Leah Taylor	.385
2013	Kenzi Tate	.359

Slugging Percentage		
1993	Lori Deverell	.452
1995	Janee' Heath	.711
1996	Cindy Sturgill	.646
1997	Jessica Crosser	.461
1998	Jessica Crosser	.575
1999	Amy Harclerode	.322
2000	Jennifer Herron	.421
2001	Misty Miles	.381
2002	Amy Harclerode	.467
2003	Sarah Daws	.519
2004	Jennifer Young	.657
2005	Megan Mizell	.573
2006	Justine Pineda	.511
2007	Ashley Benbow	.542
2008	Blayn Bollman	.464
2009	Jenny Bain	.598
2010	Becca Williams	.684
2011	Amanda Brandenburg	.564
2012	Leah Taylor	.630
2013	Kenzi Tate	.659

Hits		
1993	Lori Deverell	23
	Jennifer Deverell	23
1994	Paige Cook	38
1995	Janee' Heath	45
	Paige Cook	45
1996	Paige Cook	41
1997	Bridgette Baker	49
1998	Jessica Crosser	50
1999	Amy Harclerode	29
2000	Melissa Rudy	35
2001	Jennifer Herron	37
2002	Meredith Ramsey	46
2003	Kristin Runyan	39
2004	Jennifer Young	72
2005	Megan Mizell	54
	Brandy Whalen	54
2006	Justine Pineda	59
2007	Ashley Benbow	67
2008	Ashley Benbow	60
2009	Megan Williams	68
2010	Megan Williams	72
2011	Amanda Brandenburg	55
2012	Leah Taylor	77
2013	Kenzi Tate	61

Runs Scored		
1994	Bridgette Baker	23
1995	Cindy Sturgill	26
1996	Cindy Sturgill	21
1997	Renee Trull	23
1998	Jessica Crosser	28
1999	Alicia Haley	7
	Amy Harclerode	7
2000	Misty Miles	21

2001	Jennifer Herron	16
2002	Meredith Ramsey	21
2003	Kristin Runyan	22
2004	Jennifer Young	40
2005	Kristin Runyan	32
2006	Justine Pineda	37
2007	Brittany Nash	36
2008	Ashley Benbow	33
2009	Jenny Bain	42
2010	Jordan Garrett	43
2011	Leah Taylor	51
2012	Leah Taylor	61
2013	Leah Taylor	50

Runs Batted In		
1994	Paige Cook	23
1995	Janee' Heath	34
1996	Cindy Sturgill	29
1997	April Leatherwood	23
1998	April Leatherwood	17
1999	Amy Harclerode	14
2000	April Leatherwood	20
2001	Courtney Wilson	18
2002	Meredith Ramsey	28
2003	Nicole Davis	23
2004	Nicole Davis	35
2005	Kristin Runyan	34
2006	Justine Pineda	41
2007	Savannah Roberts	36
2008	Laurie Lindow	31
2009	Laura Roberts	42
2010	Jenny Bain	45
2011	Jenny Bain	37
2012	Jenny Bain	54
2013	Kenzi Tate	56

Doubles		
1994	Kristy Jones	6
1995	Bridgette Baker	10
1996	Cindy Sturgill	10
1997	Bridgette Baker	13
1998	April Leatherwood	9
1999	Amy Harclerode	10
2000	Melissa Rudy	8
	Misty Miles	8
2001	Sarah Daws	11
2002	Meredith Ramsey	11
2003	Kristin Runyan	13
2004	Jennifer Young	14
2005	Jennifer Young	15
2006	Justine Pineda	12
	Jennifer Young	12
2007	Ashley Benbow	14
2008	Laurie Lindow	12
2009	Megan Williams	13
	Jenny Bain	13
2010	Megan Van Arsdale	12
	Jenny Bain	12
2011	Amanda Brandenburg	14
	Jenny Bain	14
2012	Jenny Bain	15
2013	Kenzi Tate	12

Triples		
1993	Lori Deverell	3
1994	Bridgette Baker	5
1995	Cindy Sturgill	3
1996	Kim Jones	2
1997	Jessica Crosser	4
1998	Jessica Crosser	4
1999	Alicia Haley	1
	April Leatherwood	1
2000	Jennifer Herron	2
	Misty Miles	2
2001	Angela Baize	2
2002	Kristin Hogan	2
2003	Kristin Runyan	3
	Nicole Davis	3
2004	Jennifer Young	6

2005	Megan Mizell	2
	Brandy Whalen	2
	Kristin Runyan	2
	Jennifer Young	2
	Kristin Hogan	2
2006	Justine Pineda	2
	Brandy Whalen	2
	Fallon Lowery	2
	Christa Webb	2
2007	Ashley Benbow	8
2008	Ashley Benbow	2
	Megan Williams	2
	Laura Roberts	2
2009	Megan Williams	4
2010	Jordan Garrett	2
	Chelsea Cary	2
2011	Leah Taylor	7
2012	Leah Taylor	10
2013	Kayla Wade	8

Home Runs		
1994	Randi Spurgeon	2
	Kim Jones	2
1995	Janee' Heath	10
1996	Cindy Sturgill	12
1997	April Leatherwood	3
1998	April Leatherwood	4
1999	April Leatherwood	1
2000	April Leatherwood	4
2001	Misty Miles	2
2002	Meredith Ramsey	5
2003	Nicole Davis	4
	Sarah Daws	4
2004	Kristin Runyan	8
2005	Kristin Runyan	10
	Nicole Davis	10
2006	Justine Pineda	5
2007	Laura Roberts	7
2008	Ashley Benbow	4
2008	Megan Williams	4
2008	Laura Roberts	4
2009	Jenny Bain	14
2010	Megan Williams	13
2011	Leah Taylor	10
2012	Lauren Smith	9
2013	Kenzi Tate	13

Pitching Appearances		
1993	Nikki Stoddard	14
	Tiffany Craig	14
1994	Tiffany Craig	21
	Paige Cook	21
1995	Tiffany Craig	24
1996	Paige Cook	28
1997	Jessica Crosser	31
1998	Jessica Crosser	28
1999	Melissa Rudy	38
2000	Tracy Fryer	23
2001	Tracy Fryer	34
2002	Kendra Kosco	31
2003	Kendra Kosco	24
2004	Nicole Davis	29
2005	Nicole Davis	26
2006	Ashley Myatt	32
2007	Paij Lintz	30
	Ashley Myatt	30
2008	Kara Harper	26
2009	Kara Harper	31
2010	Paij Lintz	38
2011	Chelsea Jones	40
2012	Chelsea Jones	47
2013	Casey Vincent	31

Innings Pitched		
1994	Tiffany Craig	134.0
1995	Tiffany Craig	136.1
1996	Paige Cook	152.0
1997	Jessica Crosser	160.1
1998	Jessica Crosser	140.0

1999	Melissa Rudy	178.1
2000	Tracy Fryer	114.2
2001	Molly McKinney	166.1
2002	Kendra Kosco	176.1
2003	Kendra Kosco	144.2
2004	Nicole Davis	158.2
2005	Nicole Davis	158.1
2006	Ashley Myatt	163.2
2007	Ashley Myatt	117.0
2008	Kara Harper	135.0
2009	Kara Harper	201.0
2010	Paij Lintz	172.1
2011	Chelsea Jones	162.1
2012	Chelsea Jones	262.1
2013	Casey Vincent	176.2

Strikeouts		
1994	Tiffany Craig	84
1995	Paige Cook	80
1996	Paige Cook	69
1997	Jessica Crosser	78
1998	Jessica Crosser	93
1999	Melissa Rudy	63
2000	Tracy Fryer	78
2001	Molly McKinney	82
2002	Kendra Kosco	192
2003	Kendra Kosco	112
2004	Allison Buckley	80
2005	Nicole Davis	153
2006	Ashton Strode	119
2007	Ashley Myatt	91
2008	Kara Harper	94
2009	Paij Lintz	104
2010	Paij Lintz	174
2011	Chelsea Jones	180
2012	Chelsea Jones	199
2013	Casey Vincent	125

Wins		
1994	Paige Cook	11
1995	Paige Cook	11
1996	Paige Cook	11
1997	Jessica Crosser	15
1998	Jessica Crosser	11
1999	Melissa Rudy	3
2000	Tracy Fryer	10
2001	Tracy Fryer	6
2002	Kendra Kosco	16
2003	Kendra Kosco	12
2004	Nicole Davis	17
2005	Nicole Davis	17
2006	Ashley Myatt	14
2007	Ashley Myatt	9
2008	Ashton Strode	11
2009	Kara Harper	20
2010	Paij Lintz	25
2011	Chelsea Jones	16
2012	Chelsea Joens	28
2013	Kenzi Tate	20

ERA		
1997	Jessica Crosser	1.57
1998	Jessica Crosser	1.80
1999	Melissa Rudy	7.58
2000	Jennifer Robison	1.46
2001	Tracy Fryer	2.64
2002	Kendra Kosco	1.79
2003	Nicole Davis	1.60
2004	Allison Buckley	1.65
2005	Nicole Davis	1.50
2006	Kara Harper	1.97
2007	Paij Lint	1.74
2008	Paij Lintz	2.31
2009	Kara Harper	1.95
2010	Kate Vanderham	1.65
2011	Chelsea Jones	2.24
2012	Chelsea Jones	2.45
2013	Autumn Glenn	1.85

GAMES PLAYED			
1.	238	Jenny Bain	2009-12
2.	236	Laura Roberts	2007-10
3.	235	Megan Van Arsdale	2007-10
4.	233	Megan Williams	2007-10
5.	214	Savannah Roberts	2006-09
6.	213	Fallon Lowery	2006-07
7.	210	Greer Long	2006-09
8.	209	Nicole Davis	2002-05
9.	206	Angela Baize	2001-04
10.	197	Laurie Lindow	2007-11

BATTING AVERAGE			
1.	.387	Bridgette Baker	1994-97
2.	.345	Ashley Benbow	2007-08
3.	.341	Jessica Crosser	1996-98
4.	.336	Kalah Mathis	2010
5.	.335	Justine Pineda	2006
6.	.320	Leah Taylor	2011-13
7.	.327	Megan Williams	2007-10
8.	.313	Jenny Bain	2009-12
9.	.312	Kate Vanderham	2010-11
10.	.311	Kayla Wade	2011-P

AT BATS			
1.	849	Brandy Whalen	2003-06
2.	787	Jennifer Young	2003-06
3.	763	Nicole Davis	2002-05
4.	758	Jenny Bain	2009-12
5.	721	Megan Williams	2007-10
6.	707	Laura Roberts	2007-10
7.	659	Megan Van Arsdale	2007-10
8.	620	Savannah Roberts	2006-09
9.	608	Kristin Runyan	2003-05
10.	568	Fallon Lowery	2004-07

RUNS SCORED			
1.	162	Leah Taylor	2011-13
2.	142	Jenny Bain	2009-12
3.	126	Laura Roberts	2007-10
4.	123	Megan Williams	2007-10
5.	110	Brandy Whalen	2003-06
6.	103	Megan Van Arsdale	2007-10
7.	102	Jennifer Young	2003-06
8.	95	Kayla Wade	2011-P
9.	93	Kristin Runyan	2003-05
9.	92	Chelsea Cary	2008-11

HITS			
1.	237	Jenny Bain	2009-12
2.	236	Megan Williams	2007-10
3.	214	Laura Roberts	2007-10
4.	193	Jennifer Young	2003-06
5.	191	Savannah Roberts	2006-09
6.	189	Brandy Whalen	2003-06
7.	181	Megan Van Arsdale	2007-10
8.	173	Leah Taylor	2011-13
	173	Paige Cook	1994-97
10.	171	Nicole Davis	2002-05

SINGLES			
1.	175	Paige Cook	1994-97
2.	168	Bridgette Baker	1994-97
3.	162	Megan Williams	2007-10
	162	Brandy Whalen	2003-06
5.	143	Jenny Bain	2009-12
6.	142	April Leatherwood	1997-00
7.	140	Laura Roberts	2007-10
8.	139	Savannah Roberts	2006-09
9.	131	Chelsea Cary	2008-11
10.	122	Megan Van Arsdale	2007-10
	122	Amy Harclerode	1999-02

10..486	Jordan Garrett	2010-11
10..486	Jessica Crosser	1996-98



SEASON RECORDS

PITCHING RECORDS			
VICTORIES		STRIKEOUTS	
1. 28 Chelsea Jones	2012	1. 199 Chelsea Jones	2012
2. 20 Kenzi Tate	2013	2. 192 Kendra Kosco	2002
20 Kara Harper	2009	3. 180 Chelsea Jones	2011
4. 17 Nicole Davis	2004	4. 174 Pajj Lintz	2010
17 Nicole Davis	2005	5. 153 Nicole Davis	2005
6. 16 Chelsea Jones	2011	6. 125 Casey Vincent	2013
16 Kendra Kosco	2002	7. 119 Ashton Strode	2006
8. 15 Casey Vincent	2013	8. 174 Nicole Davis	2004
15 Jessica Crosser	1997	9. 112 Kendra Kosco	2003
10. 14 Ashley Myatt	2006	10. 111 Ashley Myatt	2006
EARNED RUN AVERAGE			
1. 1.35 Pajj Lintz	2007	1. 33 Chelsea Jones	2012
2. 1.46 Jennifer Robinson	2000	2. 24 Melissa Rudy	1999
3. 1.50 Nicole Davis	2005	24 Kara Harper	2009
4. 1.57 Jessica Crosser	1997	4. 21 Kendra Kosco	2002
5. 1.60 Nicole Davis	2003	5. 20 Paige Cook	1994
6. 1.63 Tiffany Craig	1992	20 Tiffany Craig	1994
7. 1.65 Kate Vanderham	2010	20 Tracy Fryer	2001
1.65 Tracy Fryer	2000	20 Kendra Kosco	2003
1.65 Allison Buckley	2004	9. 19 Pajj Lintz	2010
10. 1.74 Kendra Kosco	2003	19 Paige Cook	1995
COMPLETE GAMES			
1. 33 Chelsea Jones	2012	1. 262.1 Chelsea Jones	2012
2. 24 Melissa Rudy	1999	2. 201.0 Kara Harper	2009
24 Kara Harper	2009	3. 178.1 Melissa Rudy	1999
4. 21 Kendra Kosco	2002	4. 176.2 Casey Vincent	2013
5. 20 Paige Cook	1994	5. 176.1 Kendra Kosco	2002
20 Tiffany Craig	1994	6. 166.1 Molly McKinney	2001
20 Tracy Fryer	2001	7. 172.1 Pajj Lintz	2010
20 Kendra Kosco	2003	8. 163.2 Ashley Myatt	2006
9. 19 Pajj Lintz	2010	9. 161.2 Tracy Fryer	2001
19 Paige Cook	1995	10. 160.2 Kenzi Tate	2013
INNINGS PITCHED			
1. 47 Chelsea Jones	2012	1. 3 Autumn Glenn	2013
2. 40 Chelsea Jones	2011	3 Chelsea Jones	2012
3. 38 Pajj Lintz	2010	2. 2 Kenzi Tate	2013
38 Melissa Rudy	1999	2 Casey Vincent	2013
5. 34 Tracy Fryer	2001	2 Chelsea Jones	2011
6. 33 Molly McKinney	2001	2 Pajj Lintz	2010
7. 32 Ashley Myatt	2006	2 Pajj Lintz	2009
8. 31 Casey Vincent	2013	2 Ashley Myatt	2006
31 Kara Harper	2009	2 Ashley Myatt	2007
31 Jessica Crosser	1997	2 Pajj Lintz	2008
31		2 Holly Templeton	2006
GAMES STARTED			
1. 39 Chelsea Jones	2012	1. 3 Autumn Glenn	2013
2. 30 Chelsea Jones	2011	3 Chelsea Jones	2012
30 Melissa Rudy	1999	2. 2 Kenzi Tate	2013
4. 29 Casey Vincent	2013	2 Casey Vincent	2013
29 Pajj Lintz	2010	2 Chelsea Jones	2011
29 Kara Harper	2009	2 Pajj Lintz	2010
7. 26 Tracy Fryer	2001	2 Pajj Lintz	2009
26 Kendra Kosco	2002	2 Ashley Myatt	2006
9. 25 Ashley Myatt	2006	2 Ashley Myatt	2007
25 Molly McKinney	2001	2 Pajj Lintz	2007
25		2 Pajj Lintz	2008
25		2 Holly Templeton	2006
SAVES			
1. 3 Autumn Glenn	2013	1. 3 Autumn Glenn	2013
3 Chelsea Jones	2012	3 Chelsea Jones	2012
2. 2 Kenzi Tate	2013	2. 2 Kenzi Tate	2013
2 Casey Vincent	2013	2 Casey Vincent	2013
2 Chelsea Jones	2011	2 Chelsea Jones	2011
2 Pajj Lintz	2010	2 Pajj Lintz	2010
2 Pajj Lintz	2009	2 Pajj Lintz	2009
2 Ashley Myatt	2006	2 Ashley Myatt	2006
2 Ashley Myatt	2007	2 Ashley Myatt	2007
2 Pajj Lintz	2007	2 Pajj Lintz	2007
2 Pajj Lintz	2008	2 Pajj Lintz	2008
2 Holly Templeton	2006	2 Holly Templeton	2006
NO HITTERS			
1. 2 Cindy Bringle	1991	1. 2 Cindy Bringle	1991
2. 1 Kate Vanderham	2010	2. 1 Kate Vanderham	2010
1 Tiffany Craig	1995	1 Tiffany Craig	1995
1 Megan Mizell	2005	1 Megan Mizell	2005
1 Ashton Strode	2007	1 Ashton Strode	2007
PERFECT GAMES			
1 Megan Mizell	2005	1 Megan Mizell	2005
1 Ashton Strode	2007	1 Ashton Strode	2007
HIT BATTER			
1. 29 Chelsea Jones	2012	1. 29 Chelsea Jones	2012
2. 20 Chelsea Jones	2011	2. 20 Chelsea Jones	2011
3. 15 Melissa Rudy	1999	3. 15 Melissa Rudy	1999
4. 13 Casey Vincent	2013	4. 13 Casey Vincent	2013
13 Kara Harper	2009	13 Kara Harper	2009
13 Pajj Lintz	2009	13 Pajj Lintz	2009
7. 12 Kara Harper	2008	7. 12 Kara Harper	2008
12 Kate Vanderham	2011	12 Kate Vanderham	2011
9. 10 Pajj Lintz	2010	9. 10 Pajj Lintz	2010
10. 9 Casey Vincent	2012	10. 9 Casey Vincent	2012

GAMES PLAYED			
1. 63 Megan Van Arsdale	2007	1. 10 Leah Taylor	2012
2. 62 Laura Roberts	2007	2. 8 Kayla Wade	2013
62 Justine Pineda	2006	8 Ashley Benbow	2007
62 Brandy Whalen	2006	4. 7 Leah Taylor	2011
62 Ashley Benbow	2006	2. 6 Jennifer Young	2004
62 Laura Roberts	2009	6. 5 Kayla Wade	2012
62 Megan Williams	2009	7. 4 Megan Williams	2007
62 Megan Van Arsdale	2009	4 Megan Williams	2009
9. 61 Leah Taylor	2012	8. 2 Brandy Whalen	2006
61 Kayla Wade	2012	2 Fallon Lowery	2007
61 Jenny Bain	2012	2 Jennifer Young	2005
		2 Christa Webb	2006
		2 Brandy Whalen	2005
		2 Beth Buttrey	2004
		2 Fallon Lowery	2006

BATTING AVERAGE			
1. .429 Lori Deverell	1992		
2. .409 Jackie Davidson	1992		
3. .398 Jennifer Yourn	2004		
4. .394 Jessica Crosser	1998		
5. .386 Becky Young	1992		
6. .385 Leah Taylor	2012		
7. .378 Megan Mizell	2005		
8. .375 Megan Williams	2010		
9. .372 Janee' Heath	1995		
10. .359 Kenzi Tate	2013		

AT BATS			
1. 200 Leah Taylor	2012		
2. 199 Jenny Bain	2009		
3. 198 Megan Williams	2009		
4. 196 Jenny Bain	2012		
196 Brittany Nash	2007		
6. 195 Laura Roberts	2007		
7. 194 Brandy Whalen	2006		
8. 192 Megan Williams	2010		
9. 191 Megan Williams	2009		
10. 190 Ashley Benbow	2007		

RUNS SCORED			
1. 67 Jessica Crosser	2002		
2. 61 Leah Taylor	2012		
3. 51 Leah Taylor	2011		
4. 50 Leah Taylor	2013		
5. 48 Kayla Wade	2012		
6. 43 Jordan Garrett	2010		
7. 42 Jenny Bain	2009		
8. 41 Jenny Bain	2010		
9. 40 Jennifer Young	2004		
10. 39 Kristin Runyan	2004		
39 Megan Williams	2010		

HITS			
1. 77 Leah Taylor	2012		
2. 72 Megan Williams	2010		
72 Jennifer Young	2004		
4. 68 Megan Williams	2009		
5. 67 Ashley Benbow	2007		
6. 65 Kayla Wade	2012		
7. 64 Jenny Bain	2009		
8. 63 Brittany Nash	2007		
9. 61 Kenzi Tate	2013		
61 Jenny Bain	2010		
61 Laura Roberts	2007		

DOUBLES			
1. 15 Jenny Bain	2012		
15 Jennifer Young	2005		
3. 14 Amanda Brandenburg	2011		
14 Jenny Bain	2011		
14 Jennifer Young	2004		
14 Ashley Benbow	2007		
7. 13 Megan Van Arsdale	2007		
13 Megan Williams	2009		
13 Jenny Bain	2009		

TRIPLES			
1. 10 Leah Taylor	2012		
2. 8 Kayla Wade	2013		
8 Ashley Benbow	2007		
4. 7 Leah Taylor	2011		
2. 6 Jennifer Young	2004		
6. 5 Kayla Wade	2012		
7. 4 Megan Williams	2007		
4 Megan Williams	2009		
8. 2 Brandy Whalen	2006		
2 Fallon Lowery	2007		
2 Jennifer Young	2005		
2 Christa Webb	2006		
2 Brandy Whalen	2005		
2 Beth Buttrey	2004		
2 Fallon Lowery	2006		

HOME RUNS			
1. 14 Jenny Bain	2009		
2. 13 Kenzi Tate	2013		
13 Megan Williams	2010		
3. 12 Cindy Sturgill	1996		
4. 11 Lauren Smith	2013		
11 Jenny Bain	2010		
5. 10 Leah Taylor	2013		
10 Megan Van Arsdale	2009		
10 Leah Taylor	2011		
10 Nicole Davis	2005		
10 Kristin Runyan	2005		
10 Janee' Heath	1995		

RUNS BATTED IN			
1. 56 Kenzi Tate	2013		
2. 54 Jenny Bain	2012		
3. 45 Jenny Bain	2010		
4. 42 Laura Roberts	2009		
5. 41 Justine Pineda	2006		
6. 39 Laurie Lindow	2010		
7. 38 Laura Roberts	2010		
8. 37 Jenny Bain	2011		
37 Megan Williams	2010		
10. 36 Megan Williams	2009		
36 Savannah Roberts	2007		

TOTAL BASES			
1. 126 Leah Taylor	2012		
2. 124 Megan Williams	2010		
3. 119 Jenny Bain	2009		
119 Jennifer Young	2004		
5. 112 Kenzi Tate	2013		
6. 106 Jenny Bain	2010		
7. 103 Ashley Benbow	2007		
8. 101 Laura Roberts	2007		
9. 98 Jenny Bain	2012		
10. 94 Leah Taylor	2011		

SLUGGING PERCENTAGE			
1. .711 Janee' Heath	1995		
2. .684 Becca Williams	2010		
3. .659 Kenzi Tate	2013		
4. .657 Jennifer Young	2004		
5. .646 Megan Williams	2010		
.646 Cindy Sturgill	1996		
7. .630 Leah Taylor	2012		
8. .606 Becky Young	1992		
9. .598 Jenny Bain	2009		
10. .591 Lauren Smith	2013		

BASE ON BALLS			
1. 39 Lauren Smith	2013		
2. 35 Lauren Smith	2012		
35 Kate Vanderham	2010		
4. 32 Leah Taylor	2013		
5. 25 Jenny Bain	2009		
6. 24 Laura Roberts	2010		
7. 23 Jordan Garrett	2011		
8. 23 Leah Taylor	2012		
9. 23 Megan Van Arsdale	2009		
23 Ashley Benbow	2008		

HIT BY PITCH			
1. 14 Kayla Wade	2013		
14 Nicole Davis	2002		
3. 8 Kayla Wade	2012		
4. 7 Sarah Daws	2004		
7 Leah Taylor	2011		
6. 6 Becca Williams	2012		
6 Justine Pineda	2006		
6 Megan Van Arsdale	2007		
9. 5 Chelsea Cary	2011		
5 Savannah Roberts	2009		
5 Laura Roberts	2007		
5 Courtney Wilson	2001		
5 Cindy Sturgill	1995		

STRIKEOUTS			
1. 50 Angela Baize	2004		
2. 48 Stacey Weaver	2007		
3. 47 Kim Jones	1994		
4. 46 Kayla Wade	2013		
5. 41 Justine Pineda	2006		
41 Stacey Weaver	2006		
7. 40 Christa Webb	2006		
40 Emily Webb	2006		
9. 39 Leah Taylor	2011		
39 Emily Webb	2004		

SACRIFICE HITS			
1. 17 Chelsea Cary	2010		
2. 15 Greer Long	2009		
3. 13 Greer Long	2008		
4. 12 Chelsea Cary	2009		
12 Alicia Haley	1998		
12 Andrea Mrozinski	2012		
7. 10 Brandy Whalen	2004		
10 Alicia Haley	2000		
10 Jennifer Robison	1998		
10. 9 Brittany Nash	2006		
9 Chelsea Cary	2011		

STOLEN BASES			
1. 39 Leah Taylor	2013		
2. 37 Leah Taylor	2012		
3. 34 Leah Taylor	2011		
4. 32 Kayla Wade	2013		
5. 28 Jennifer Young	2004		
6. 25 Brandy Whalen	2005		
7. 24 Brandy Whalen	2004		
8. 22 Justine Pineda	2006		
9. 21 Brandy Whalen	2006		
10. 19 Jennifer Young	2005		

PITCHING RECORDS			
VICTORIES		STRIKEOUTS	
1.	28	Chelsea Jones	2012
2.	20	<b>Kenzi Tate</b>	2013
	20	Kara Harper	2009
4.	17	Nicole Davis	2004
	17	Nicole Davis	2005
6.	16	Chelsea Jones	2011
	16	Kendra Kosco	2002
8.	15	<b>Casey Vincent</b>	2013
	15	Jessica Crosser	1997
10.	14	Ashley Myatt	2006
EARNED RUN AVERAGE			
1.	1.35	Paij Lintz	2007
2.	1.46	Jennifer Robinson	2000
3.	1.50	Nicole Davis	2005
4.	1.57	Jessica Crosser	1997
5.	1.60	Nicole Davis	2003
6.	1.63	Tiffany Craig	1992
7.	1.65	Kate Vanderham	2010
	1.65	Tracy Fryer	2000
	1.65	Allison Buckley	2004
10.	1.74	Kendra Kosco	2003
APPEARANCES			
1.	47	Chelsea Jones	2012
2.	40	Chelsea Jones	2011
3.	38	Paij Lintz	2010
3.	38	Melissa Rudy	1999
5.	34	Tracy Fryer	2001
6.	33	Molly McKinney	2001
7.	32	Ashley Myatt	2006
8.	31	<b>Casey Vincent</b>	2013
	31	Kara Harper	2009
	31	Jessica Crosser	1997
GAMES STARTED			
1.	39	Chelsea Jones	2012
2.	30	Chelsea Jones	2011
3.	30	Melissa Rudy	1999
4.	29	<b>Casey Vincent</b>	2013
	29	Paij Lintz	2010
	29	Kara Harper	2009
7.	26	Tracy Fryer	2001
	26	Kendra Kosco	2002
9.	25	Ashley Myatt	2006
	25	Molly McKinney	2001
MOST WALKS ALLOWED			
1.	154	Melissa Rudy	1999
2.	66	<b>Kenzi Tate</b>	2013
3.	57	Paij Lintz	2010
4.	56	Chelsea Jones	2012
5.	55	Jennifer Robinson	1998
6.	52	Kara Harper	2009
	52	Molly McKinney	2001
8.	51	Tracey Fryer	2001
9.	49	Nicole Davis	2005
10.	48	Kara Harper	2008



• A •		
Alfaro, Alexa (Util)	Bolingbrook, Ill.	2011
Aleshire, Kay (OF)	Clinton, Ky.	1985
Aycock, LaDon (OF)	Athens, Ala.	1990

• B •		
Bain, Jenny (SS)	Hendersonville, Tenn.	2009-12
Baker, Bridgette (OF)	Camden, Tenn.	1994-97
Baker, Laurie (C/SS)	Dyersburg, Tenn.	1987
Baize, Angela (INF)	Drummonds, Tenn.	2001-04
Barnard, Patty (2B/C/OF)	Troy, Tenn.	1987
Basile, Jenna (OF)	Hendersonville, Tenn.	2006
Baumann, Heidi (OF)	Clarksville, Tenn.	1991
Bell, Karen (IF/SS)	Waverly, Tenn.	1985
Benbow, Ashley (OF)	Memphis, Tenn.	2007-08
Bendle, Brianne (P)	Amsterdam, Ohio	1999
Berry, Cherity (C/3B)	Coulterville, Ill.	1996-97
Biggerstaff , Lydia (1B, 3B)	Nashville, Tenn.	2011-13
Black, Amber (SS/2B)	Loudon, Tenn.	2002
Bollman, Blayn (OF)	Cartersville, Ill.	2008
Brandenburg, Amanda (P)	Camden, Tenn.	2011-12
Bringle, Cindy (P/IF/1B)	Covington, Tenn.	1988, 90-91
<b>Britt, Jessie (INF)</b>	<b>Indianapolis, Ind.</b>	<b>2013-Present</b>
Brown, Jaclyn (C)	St. Joseph, Mo.	2004
Brown, Kristin (C/IF)	Livingston, Tenn.	1987
Brown, Lindsey (P)	Crossville, Tenn.	2005-06
Brown, Maghan (OF)	Waverly, Tenn.	2005-06
Buckley, Allison (P)	Wildwood, Mo.	2002-05
Burkett, Brittany (OF)	Eads, Tenn.	2007
Buttrey, Beth (C/UT)	Martin, Tenn.	2001-04
Byrd, Ashley (OF)	Martin, Tenn.	2007-10

• C •		
Carroll, Penny (3B/OF)	Hohenwald, Tenn.	1999-00
Cary, Chelsea (IF)	Erin, Tenn.	2008-11
Carter, Ashley (OF)	Murfreesboro, Tenn.	2006
Carter, Lori (OF)	Martin, Tenn.	1985
Chambers, Mahlon (3B)	Adamsville, Tenn.	1995
Chandler, Shana (C/OF)	Tilden, Ill.	1997
Chesney, Megan (3B)	Murfreesboro, Tenn.	2011-12
Chessor, Jennifer (OF)	Centerville, Tenn.	1998-99
Clark, Sabrina (2B/OF)	Dyer, Tenn.	2000
Cook, Paige (P/SS/1B)	Covington, Tenn.	1994-97
Cordell, Lindsay (OF)	Cordova, Tenn.	2004
Cox, Michelle (3B/OF)	Atoka, Tenn.	1993
Craig, Tiffany (P)	Mascoutah, Ill.	1992-95
Crone, Charlie (INF)	Milan, Tenn.	2008
Crosser, Jessica (P/1B)	Waverly, Tenn.	1996-98
Cunningham, Patti (OF/1B)	Nashville, Tenn.	1986

• D •		
Dacus, Leah (P/1B)	New Johnsonville, Tenn.	1998
Daniels, Sharon (C/OF)	Memphis, Tenn.	1988, 90-91
Darby, Magen (SS/1B)	Paris, Tenn.	2000
Davidson, Jackie (SS/3B)	Covington, Tenn.	1990-92
Davis, Kelsey	Carmi, Ill.	2008
Davis, Nicole (P/1B)	Alpine, Calif.	2002-05
Daws, Sarah (C)	Brentwood, Tenn.	2001-04
Dawson, Nancy (Util)	Dickson, Tenn.	1992
Dempsey, Megan (3B)	Columbia, Tenn.	2003
Deverell, Lori (OF/1B/CF)	Covington, Tenn.	1990-93
<b>Dixon, Kelsey (OF)</b>	<b>O’Fallon, Mo.</b>	<b>2012-Present</b>
Doctor, Jennifer (IF)	Memphis, Tenn.	1990
Dodson, Kelle (1B/IF)	New Johnsonville, Tenn.	1986-87
Driskell, Erin (OF/P)	Chatham, Ill.	2009-10
Duff ett, Laura (3B/OF)	Memphis, Tenn.	1991
Duke, Erica	Manchester, Tenn.	2009-12

• E •		
Elam, Cindy (Util)	Munford, Tenn.	1986-88
Elliott, Beth (OF)	Dover, Tenn.	1999-02
Elliotte, Petey (OF/SS)	Memphis, Tenn.	1985
Ellis, Jennifer (SS)	Springfield, Tenn.	1993
Endrizzi, Lacie (P)	Vienna, Ill.	2008

• F •		
<b>Fiegl, Lindsey (Util)</b>	<b>Chesterfield, Mo.</b>	<b>2012-Present</b>
Forgy, Jill (OF/2B)	Martin, Tenn.	1985
Fortner, Caroline (3B)	McKenzie, Tenn.	1998
Foster, Niki (1B/OF)	Hendersonville, Tenn.	1998-99
Frey, Linda (P)	Mt. Juliet, Tenn.	1992
Fryer, Tracy (P)	Steeleville, Ind.	2000-01

• G •		
Garrett, Jordan (Util)	Clovis, N.M.	2010-11
Glass, Nikki (C/3B)	Covington, Tenn.	1993-94
<b>Glenn, Autumn (P/3B)</b>	<b>Covington, Tenn.</b>	<b>2013-Present</b>
<b>Glenn, Gabby (OF)</b>	<b>Covington, Tenn.</b>	<b>2014-Present</b>
<b>Gonzales, Carly (OF)</b>	<b>Anaheim, Calif.</b>	<b>2014-Present</b>
Goodwin, Leigh Ann (1B)	Franklin, Tenn.	1993
Gourdier, Jessica (1B)	Mackinaw, Ill.	2009-10
Graham, Stacey (1B)	Memphis, Tenn.	1988
Gray, Megan	Lafayette, Ind.	2011
Greenwood, Leevie (P)	Lebanon, Tenn.	2010
Greer, JoLynn (3B/SS)	Germantown, Tenn.	1990
Gwaltney, Tera (P)	Ripley, Tenn.	2007

• H •		
Haley, Alicia (3B/2B/SS)	Friendship, Tenn.	1997-00
Hankins, Carrie (SS/OF)	Covington, Tenn.	1998
Harclerode, Amy (3B/1B)	Tucson, Ariz.	1999-02
Harper, Kara (P)	Long Beach, Calif.	2006-09
Harrell, Morgan (C, Util)	Calvert City, Ky.	2011
Harriss (Lyon), Barbi	Pinckneyville, Ill.	1999-00
Hayes, Jennifer (OF)	Dickson, Tenn.	1992
Heath, Janee’ (C/2B/1B)	Mayfield, Ky.	1995-96
Henry, Jenny Sue (C/OF)	Dickson, Tenn.	1998-99
Herron, Jennifer (OF)	Nesbit, Miss.	2000-01
Hix, Melanie (SS/2B)	Cedar Hill, Tenn.	1994-95
Hix, Misty (OF)	Cedar Hill, Tenn.	1994-95
Hodge, Ashley (2B/OF)	Murfreesboro, Tenn.	2005
Hogan, Kristin (OF/SS/C)	Paducah, Ky.	2002-05
Holt, Susan (OF/IF)	Clarksville, Tenn.	1986-88
Houston, Amy (OF)	Paris, Tenn.	1987
Hutchison, Ginger (2B/3B)	Clinton, Miss.	1999

• J •		
<b>Jerrick, Tayler (P/Util)</b>	<b>Anaheim, Calif.</b>	<b>2014-Present</b>
Jones, Chelsea (P)	Tullahoma, Tenn.	2009-12
Jones, Kim (SS/3B)	McKenzie, Tenn.	1993-96
Jones, Kristy (OF)	McKenzie, Tenn.	1993-96
Joy, Jennifer (P/1B/OF)	Covington, Tenn.	1995

• K •		
Katchur, Paige (Util)	Franklin, Tenn.	2009
<b>Kennedy, Brooke (P/Util)</b>	<b>Bath Springs, Tenn.</b>	<b>2014-Present</b>
Kimes, Danielle (SS/1B)	New Madrid, Mo.	1994-95
King, Emily (OF)	Selmer, Tenn.	2002
Kosco, Kendra (P)	Herrin, Ill.	2002-03
Kramer, Alana (Util)	Jackson, Tenn.	2011

• L •		
Lackey, Kristen (OF)	Savannah, Tenn.	2011-13
Latimer, Megan (OF/Util)	Humboldt, Tenn.	2008-11
Lavertu, Wendy (OF/BB)	Saskatoon, Canada	1986
<b>Layne, Juli (OF)</b>	<b>Hillsboro, Tenn.</b>	<b>2014-Present</b>
Leatherwood, April (C/1B)	Germantown, Tenn.	1997-00
Lech,Christi (C)	Paducah, Ky.	1988

ALL-TIME ROSTER

Lee, Lori (P/SS)	Sparta, Tenn.	1986
Lewis, Morgan (P, Util)	Indianapolis, Ind.	2011-13
Lindow, Laurie (C)	Crest, Calif.	2007-11
Lintz, Pajj (P)	Lewisburg, Tenn.	2007-10
Litton, Melanie (IF/OF)	Lyles, Tenn.	1987-88
Logan, Paula (C/IF/3B/1B)	Union City, Tenn.	1985-86
Long, Amanda (OF)	St. Jacob, Ill.	2007
Long, Greer (SS)	Lawrenceville, Ga.	2006-09
Litton, Melanie (IF/OF)	Lyles, Tenn.	1987-88
Logan, Paula (C/IF/3B/1B)	Union City, Tenn.	1985-86
Lowery, Fallon (2B)	Ringgold, Ga.	2003-07
Lowery, Kelly (3B/2B)	Camden, Tenn.	1998
Lyon, Barbi (OF)	Pinckneyville, Ill.	2000

• M •		
Manna, Lauren (C)	Nashville, Tenn.	2006-07
<b>Manning, Taylor (OF)</b>	<b>Long Beach, Calif.</b>	<b>2014-Present</b>
Malone, Pam (IF)	Munford, Tenn.	1985
Mansolino, Carter (Util)	Dickson, Tenn.	2012
Martin, Kelli (IF/OF)	Memphis, Tenn.	1988
Mathis, Kalah (OF/Util)	Chapel Hill, Tenn.	2010
<b>McClure, Samantha (INF)</b>	<b>Georgetown, Ind.</b>	<b>2012-Present</b>
McElvain, Jan (OF)	Martin, Tenn.	1985
McGaha, Kathleen (1B/OF)	Dayton, Ohio	1990-92
McGriff, Becky (P/IF)	Memphis, Tenn.	1988
McKinney, Molly (P)	Carbondale, Ill.	2000-01
<b>Meckl, Renate (OF/C)</b>	<b>Oconomowoc, Wis.</b>	<b>2014-Present</b>
Melton, Amanda (IF)	Dresden, Tenn.	1987
Melton, Cindy (OF)	Huntingdon, Tenn.	1987
Miles, Misty (SS)	Hendersonville, Tenn.	2000-01
Mizell, Megan (P/1B)	Vienna, Ill.	2004-05
Misner, Leslie (2B/3B)	Tempe, Ariz.	2001-02
Moffi tt, Linsey (3B/2B)	LeClaire, Ind.	2002-03
Moore, DeAnn (3B/SS)	Greenfield, Tenn.	1987
Moore, Debbie (2B/OF)	Rives, Tenn.	1987
Mrozinski, Andrea (IF)	Lewisburg, Tenn.	2002-03
Myatt, Ashley (P)	Dickson, Tenn.	2006-07
Myers, Jordan (P/OF)	Knoxville, Tenn.	2001-02

• N •		
Nash, Brittany (OF)	Oblong, Ill.	2006-07
<b>Nidiffer, Stephanie (3B)</b>	<b>Joelton, Tenn.</b>	<b>2011-Present</b>
Naylor, Mechelle (2B)	Bells, Tenn.	1990-92

• O •		
Osborne, Kathy (C/IF/OF)	Franklin, Tenn.	1985-86
Osburn, Angela (C/IF)	Dickson, Tenn.	1985

• P •		
Pace, Riley (C)	Hohenwald, Tenn.	2006-07
Paris, Stephanie (2B/OF)	Brentwood, Tenn.	2002-03
Parkerson, Carole (OF)	Nashville, Tenn.	1990
Parkins, Scarlet (P)	Milan, Tenn.	1985
Pastula, Leah (OF)	Germantown, Tenn.	1991-92
Pineda, Justine (OF)	Chandler, Ariz.	2006
Plunkett, Anita (IF)	Dickson, Tenn.	1992
Pollard, Sherri (SS/OF)	Pulaski, Tenn.	1995-98
Poore, Ashley (OF)	Trenton, Tenn.	2008
Pratt, Amanda (OF)	Knoxville, Tenn.	1988

• R •		
Ramsey, Meredith (1B)	West Frankfort, Ill.	2002-03
Reaver, Leslie (OF)	Hendersonville, Tenn.	1986-87
Reiff , Katie (SS/2B)	Monticello, Ind.	2012-13
Roach, Rae Jean (3B/OF)	Piedmont, Mo.	1991-92
Roberts, Laura (Util)	Johnson City, Ill.	2007-10
Roberts, Savannah (C)	Nashville, Tenn.	2006-09
Robins, Nira (INF)	Champaign, Ill.	2004
Robison, Jennifer (P/1B)	Tilden, Ill.	1997-01
Rucker, Kim (Util/OF)	Alcoa, Tenn.	1996-98

Rudy, Melissa (P)	Mascoutah, Ill.	1999-00
Ruggles, Ashley (OF)	Chesterfield, Mo.	2004-05
Runyan, Kristin (SS/OF)	Overland Park, Kan.	2003-05
Rushing, Andrea (P/Util)	Nashville, Tenn.	2000-03

• S •		
Scrum, Rachel (1B)	Maryville, Tenn.	2013
Shaw, Kerry (OF)	Memphis, Tenn.	1988
Shropshire, Tonya (OF/C/CF)	Memphis, Tenn.	1988, 90-91
Sizemore, Tammy (IF/P)	Chattanooga, Tenn.	1986-88
<b>Smith, Lauren (C/1B)</b>	<b>O’Fallon, Ill.</b>	<b>2012-Present</b>
Smothers, Tonya (OF)	Camden, Tenn.	1997
Spurgeon, Randi (OF)	Atoka, Tenn.	1993-96
Stavrum, Vickie (C/IF)	Memphis, Tenn.	1986
Stedman, Rebecca (Util)	Clarksville, Tenn.	2001
Stoddard, Nikki (P)	Southaven, Miss.	1990-93
Strode, Ashton (P)	Niceville, Fla.	2006-08
Sturdivant, Meagan (INF)	Bruceton, Tenn.	2004
Sturgill, Cindy (C/3B)	Carbondale, Ill.	1995-96
Swafford, Kelly (P/OF)	Dunlap, Tenn.	2003-05
Swearengen, Ginny (C)	Crossville, Tenn.	2005-06

• T •		
<b>Tate, Kenzi (3B/P)</b>	<b>Opdyke, Ill.</b>	<b>2012-Present</b>
Taylor, Laura Mai (2B)	Hickman, Ky.	1985
Taylor, Leah (OF/2B)	Brownsville, Tenn.	2011-13
Templeton, Holly (P)	Chattanooga, Tenn.	2004-06
Thompson, Amy (OF/C)	Union City, Tenn.	1985-87
Thompson, Beth (SS/2B)	Big Sandy, Tenn.	1999-00
Tite, Destiny (2B)	Ullin, Ill.	2009
Torrence, Mikala (OF)	Desoto, Mo.	2013
True, Teresa (OF)	Centerville, Tenn.	1985-86
Trull, Julie (UTL/OF/2B)	Camden, Tenn.	2000-02
Trull, Renee (SS/2B)	Camden, Tenn.	1995-97
Turner, Tammy (2B/SS)	McEwen, Tenn.	1993-96

• V •		
Van Arsdale, Megan (3B)	Garden Grove, Calif.	2007-10
Vanderham, Kate (P)	Brookeville, Fla.	2010-11
<b>Vincent, Casey (P/1B)</b>	<b>Hillsboro, Tenn.</b>	<b>2012-Present</b>

• W •		
<b>Wade, Kayla (OF)</b>	<b>Swansea, Ill.</b>	<b>2011-Present</b>
Wallace, Victoria (C)	Nashville, Tenn.	2010
Weaver, Stacey (SS)	Franklin, Tenn.	2006-07
Weidman, Tricia (1B)	Germantown, Tenn.	1985-86
Webb, Christa (OF)	Hohenwald, Tenn.	2003-06
Webb, Emily (2B/SS/3B)	Hohenwald, Tenn.	2003-06
Weber, Lauren (P)	Franklin, Tenn.	2005
Whalen, Brandy (OF)	Franklin, Tenn.	2003-06
White, Rhonda	Savannah, Tenn.	1995-96
Wieber, Suzanne (OF)	Ripley, Tenn.	1992
<b>Wiegand, Elizabeth (P)</b>	<b>Moscow Mills, Mo.</b>	<b>2014-Present</b>
Wilbern, Princess (OF/INF)	Memphis, Tenn.	1985, 87-88
Williams, Becca (OF)	Murfreesboro, Tenn.	2010-13
Williams, Megan (OF)	Murfreesboro, Tenn.	2007-10
Williams, Stacy (P/2B/SS)	Camden, Tenn.	1996-99
Wilson, Courtney (C/1B/OF)	Galveston, Ind.	2000-01
<b>Wilson, Devin (C)</b>	<b>Eva, Tenn.</b>	<b>2013-Present</b>
Wolaver, Tori (Util.)	Lynnville, Tenn.	2009-10
Wright, Natalie (3B/P)	Centerville, Tenn.	1985

• Y •		
Young, Becky (C/CF/3B)	Memphis, Tenn.	1990-92
Young, Jennifer (OF)	Alpine, Calif.	2003-06

• Z •		
<b>Zizzi, Bella (Util)</b>	<b>Cross Plains, Tenn.</b>	<b>2014-Present</b>



STARTING LINEUP

SKYHAWK ROSTER

COACHING STAFF

SEASON PREVIEW

2013 REVIEW

RECORD BOOK

THIS IS UT MARTIN

1	Randi Spurgeon	1993-96
	Carrie Hankins	1998
	Barbi Harriss (Lyon)	1999
	Misty Miles	2000-01
	Emily King	2002
	Megan Mizell	2004-05
	Riley Pace	2006-07
	Jenny Bain	2009-12
	<b>Kenzi Tate</b>	<b>2013-Present</b>

2	Sherri Pollard	1995
	Amy Harclerode	1999-02
	Kelly Swafford	2004-05
	Jenna Basile	2006
	Amanda Long	2007
	Leevie Greenwood	2010
	Katie Reiff	2012-13
	<b>Taylor Jerriek</b>	<b>2014-Present</b>

3	Carole Parkerson	1990
	Jennifer Joy	1995
	Kim Rucker	1996-98
	Beth Thompson	1999-00
	Ashley Hodge	2005
	Ashley Carter	2006
	Brittany Burkett	2007
	Lacie Endrizzzi	2008
	Jordan Garrett	2010-11
	<b>Samantha McClure</b>	<b>2012-Present</b>

4	Bridgette Baker	1994-97
	Penny Carroll	1999-00
	Meredith Ramsey	2002-03
	Fallon Lowery	2003-07
	Jessica Gourdier	2009-10
	Morgan Lewis	2011-13
	<b>Elizabeth Weigand</b>	<b>2014-Present</b>

5	Laura Duffett	1991
	Kristin Runyan	2003-05
	Stacey Weaver	2006-07
	Megan Latimer	2008-11
	<b>Kelsey Dixon</b>	<b>2012-Present</b>

6	Heidi Baumann	1991
	Kelly Swafford	2003
	Lindsay Cordell	2004
	Ashley Benbow	2007-08
	Victoria Wallace	2010
	<b>Stephanie Nidiffer</b>	<b>2011-Present</b>

7	Tammy Turner	1993-1996
	Shana Chandler	1997
	Sabrina Clark	2000
	Jordan Myers	2000-02
	Jennifer Young	2003-06
	Paij Lintz	2007-10
	Megan Chesney	2011-12
	<b>Autumn Glenn</b>	<b>2013-Present</b>

8	Jaclyn Brown	2004
	Laura Roberts	2007
	Blayn Bollman	2008
	Kate Vanderham	2010-11
	<b>Casey Vincent</b>	<b>2012-Present</b>

9	Lori Deberell	1990-93
	Paige Cook	1994-97
	Jenny Sue Henry	1998-99
	Magen Darby	2000
	Rebecca Stedman	2001
	Stephanie Paris	2002-03
	Holly Templeton	2004-06
	Laura Roberts	2008-09
	<b>Kayla Wade</b>	<b>2011-Present</b>

10	Becky Young	1991
	Jennifer Doctor	1990

11	Mechelle Naylor	1991
	Becky Young	1990
	Kristy Jones	1993-96
	April Leatherwood	1997-00
	Allison Buckley	2002-05
	Greer Long	2006
	Megan Williams	2007-10
	Kristen Lackey	2011-13
	<b>Gabby Glenn</b>	<b>2014-Present</b>

12	Sharon Daniels	1988, 1990-91
	Cindy Sturgill	1995-96
	Tonya Smothers	1997
	Jennifer Herron	2000
	Sarah Daws	2001-04
	Kara Harper	2006, 08
	Megan VanArsdale	2007, 2009-10
	Morgan Harrell	2011
	<b>Lyndsey Fiegl</b>	<b>2012-Present</b>

13	Kathleen McGaha	1990-92
	Tiffany Craig	1992-95
	Jessica Crosser	1997-98
	Andrea Rushing	2000-03
	Ashton Strode	2008
	Chelsea Jones	2009-12
	<b>Deven Wilson</b>	<b>2013-Present</b>

14	Tonya Shropshire	1988, 1990-91
	Jennifer Robison	1997-01
	Leslie Misner	2002
	Megan Dempsey	2003
	Lauren Weber	2005
	Ashley Myatt	2006-07
	Tori Wolaver	2009-10
	Alexa Alfaro	2011

15	Cindy Bringle	1988, 1990-91
	Melanie Hix	1994-95
	Stacy Williams	1996-99
	Julie Trull	2000-02
	Emily Webb	2003-06
	Greer Long	2007-09
	Becca Williams	2010-13
	<b>Taylor Manning</b>	<b>2014-Present</b>

16	JoLynn Greer	1990
	Leah Pastula	1991-92

17	Danielle Kimes	1994-95
	Jessica Crosser	1996
	Alicia Haley	1997-00
	Beth Buttrey	2001-04
	Jinny Swarengen	2005-06
	Kara Harper	2007, 2009
	Megan VanArsdale	2008
	Alana Kramer	2011
	<b>Carly Gonzales</b>	<b>2014-Present</b>

18	Nikki Stoddard	1990
----	----------------	------

20	Mechelle Naylor	1990
----	-----------------	------

21	Jannee' Heath	1995-1996
	Caroline Fortner	1998
	Barbi Harriss (Lyon)	2000
	Jennifer Herron	2001
	Lindsey Moffitt	2002-03
	Nira Robbins	2004
	Ashton Strode	2006-07
	Amber Hayes	2008
	Paige Katchur	2009
	Kalah Mathis	2010
	Carter Mansolino	2012
	<b>Jessie Britt</b>	<b>2013-Present</b>

22	Rhonda White	1995-96
	Leah Dacus	1998
	Missy Rudy	1999-00
	Andrea Mrozinski	2002-03
	Meagan Sturdivant	2004
	Lindsey Brown	2005-06
	Ashley Byrd	2007-10
	Leah Taylor	2011
	Mikala Torrence	2013

23	Jackie Davidson	1990
	Destiny Tite	2009
	Lydia Biggerstaff	2011-13
	<b>Juli Layne</b>	<b>2014-Present</b>

24	LaDon Aycock	1990
	Rae Jean Roach	1991-92
	Kim Jones	1993-96
	Brianne Bendle	1999
	Courtney Wilson	2000-01
	Kendra Kosco	2002-03
	Ashley Ruggles	2004-05
	Brittany Nash	2006-07
	Chelsea Cary	2008-11
	<b>Lauren Smith</b>	<b>2012-Present</b>

25	Nikki Stoddard	1990-91
----	----------------	---------

27	Misty Hix	1994-95
	Sherri Pollard	1996-98
	Leslie Misner	2001
	Laurie Lindow	2007-11
	<b>Brooke Kennedy</b>	<b>2014-Present</b>

31	Cherity Berry	1996-97
	Niki Foster	1998-99
	Moly McKinney	2000-01
	Amber Black	2002
	Christa Webb	2003-06
	Charli Cronne	2008
	Tera Gwaltney	2009
	Kenzi Tate	2012
	<b>Bella Zizzi</b>	<b>2014-Present</b>

32	Jackie Davidson	1991
	Renee Trull	1995-97
	Kelley Lowry	1998
	Beth Elliott	1999-02
	Brandy Whalen	2003-06
	Ashley Poore	2008
	Erin Briskell	2009-10
	Leah Taylor	2012-13
	<b>Renate Meckl</b>	<b>2014-Present</b>

33	Mahlon Chambers	1995
	Ginger Hutchison	1999
	Tracy Fryer	2000-01
	Nicole Davis	2002-05
	Savannah Roberts	2006-09
	Amanda Brandenburg	2011-12

44	Kristin Hogan	2002-05
	Justine Pineda	2006
	Kelsey Davis	2008
	Erica Duke	2009-12

Akron	Overall: 3-1 (.750)	
Home: 0-0, Away: 0-0, Neutral: 2-1		
<u>Date</u>	<u>Location</u>	<u>W/L</u>
1986	Cape Girardeau, Mo.	L, 16-0
2/7/09	Montgomery, Ala.	W, 3-1
2/8/09	Montgomery, Ala.	W, 11-2
3/16/10	Kissimmee, Fla.	W, 4-2

Alabama	Overall: 0-1 (.000)	
Home: 0-0, Away: 0-0, Neutral: 2-0		
Date	Location	W/L
5/19/12	Tuscaloosa, Ala	L 5-

Alabama State		Overall: 2-0 (1.000)
Home: 0-0, Away: 0-0, Neutral: 2-0		
Date	Location	W/L
2/7/09	Montgomery, Ala.	W, 8-2
2/8/09	Montgomery, Ala.	W, 7-2

Alcorn State		Overall: 3-1 (.667)
Home: 0-0, Away: 0-0, Neutral: 3-1		
Date	Location	W/L
2/22/97	Monroe, La.	L, 5-2
2/12/06	Hammond, La.	W, 6-0
2/24/07	Natchitoches, La.	W, 14-3
2/16/08	Hammond, La.	W, 4-0

Arkansas		Overall: 0-2 (.000)
Home: 0-0, Away: 0-2, Neutral: 0-0		
Date	Location	W/L
4/14/12	Fayetteville, Ark.	L, 6-4
4/14/12	Fayetteville, Ark.	L, 4-2

Arkansas Pine Bluff		Overall: 1-0 (1.000)
Home: 1-0, Away: 0-0, Neutral: 0-0		
<u>Date</u>	<u>Location</u>	<u>W/L</u>
4/17/12	Martin, Tenn.	W, 9-

Arkansas State	Overall: 3-1 (.750)	
Home: 2-0, Away: 0-1, Neutral: 1-0		
<u>Date</u>	<u>Location</u>	<u>W/L</u>
1986	Martin, Tenn.	W, 8-3
1986	Martin, Tenn.	W, 12-3
1986	Jonesboro, Ark.	L, 7-6
1987	Columbus, Ga.	W, 7-3

Arizona	Overall: 0-1 (.000)	
Home: 0-0, Away: 0-0, Neutral: 0-1		
Date	Location	W/L
5/15/09	Louisville, Ky. (No. 6)	L, 9-3

Army	Overall: 3-0 (1.000)	
Home: 0-0, Away: 0-0, Neutral: 3-0		
Date	Location	W/L
3/16/98	Orlando, Fla.	W, 6-1
3/13/06	Kissimmee, Fla.	W, 8-2
3/15/10	Kissimmee, Fla.	W, 10-1 (5)

Athens State		Overall: 1-1 (.500)
Home: 0-0, Away: 0-0, Neutral: 1-1		
Date	Location	W/L
3/28/92	Florence, Ala.	W
4/3/92	Owensboro, Ky.	L

Austin Peay	Overall: 60-25 (.706)	
Home: 41-10, Away: 19-14, Neutral: 0-1, OVC T:0-1		
Date	Location	W/L
1986	Martin, Tenn.	W, 4-3
1986	Martin, Tenn.	W, 7-6
1986	Clarksville, Tenn.	W, 3-1
1986	Clarksville, Tenn.	L, 6-5
1987	Martin, Tenn.	W, 3-2
1987	Clarksville, Tenn.	L, 3-0

Clarksville, Tenn.	L, 8-4
Clarksville, Tenn.	L, 3-0
Martin, Tenn.	W, 2-1 (9)
Martin, Tenn.	W, 1-0
Martin, Tenn.	W, 5-3
Martin, Tenn.	L, 6-0
Martin, Tenn.	W, 10-9
Clarksville, Tenn.	W, 4-1
Clarksville, Tenn.	L, 4-3
Clarksville, Tenn.	W, 9-8
Clarksville, Tenn.	L, 6-2
Martin, Tenn.	W, 8-0
Martin, Tenn.	W, 1-0
Martin, Tenn.	W, 2-1
Martin, Tenn.	W, 7-3
Clarksville, Tenn.	L, 3-1
Clarksville, Tenn.	L, 7-5
Martin, Tenn.	L, 2-0
Martin, Tenn.	W, 8-1
Martin, Tenn.	W, 2-0
Martin, Tenn.	W, 1-0
Clarksville, Tenn.	W, 5-4
Clarksville, Tenn.	L, 3-2
Martin, Tenn.	W, 4-0
Martin, Tenn.	W, 4-1
Martin, Tenn.	W, 8-3
Martin, Tenn.	W, 10-2
Martin, Tenn.	W, 9-2
Martin, Tenn.	L, 5-0
Martin, Tenn.	W, 3-2
Martin, Tenn.	W, 4-1
Clarksville, Tenn.	L, 2-1
Martin, Tenn.	W, 1-0
Martin, Tenn.	W, 7-6
Clarksville, Tenn.	W, 3-1
Clarksville, Tenn.	W, 14-3
Clarksville, Tenn.	W, 8-3
Martin, Tenn.	W, 2-1
Martin, Tenn.	W, 5-2
Martin, Tenn.	W, 3-1
Clarksville, Tenn.	W, 4-3 (9)
Martin, Tenn.	W, 6-1
Martin, Tenn.	W, 5-0
Martin, Tenn.	W, 10-3
Clarksville, Tenn.	L, 7-6
Clarksville, Tenn.	W, 6-0
Clarksville, Tenn.	L, 5-2
Clarksville, Tenn.	W, 7-3
Clarksville, Tenn.	W, 5-4
Martin, Tenn.	W, 1-0 (8)
Martin, Tenn.	W, 8-5
Martin, Tenn.	W, 4-3
Martin, Tenn.	W, 5-2

Ball State	Overall: 1-2 (.333)	
Home: 0-0, Away: 0-0, Neutral: 1-1		
Date	Location	W/L
3/1/08	Martin, Tenn.	W, 4-3 (9)
2/28/10	Chattanooga, Tenn.	L, 5-0
2/16/13	Atlanta, Ga.	L, 2-0

Belhaven	Overall: 1-0 (1.000)	
Home: 0-0, Away: 0-0, Neutral: 1-0		
<u>Date</u>	<u>Location</u>	<u>W/L</u>
3/11/95	Jacksonville, Ala.	W, 1-0

Bellarmine		Overall: 2-2 (.500)
Home: 2-2, Away: 0-0, Neutral: 0-0		
Date	Location	W/L
1987	Martin, Tenn.	W, 5-0
1987	Martin, Tenn.	L, 19-3
3/17/92	Martin, Tenn.	W
3/17/92	Martin, Tenn.	L

Belmont		Overall: 20-6 (.769)
Home: 5-3, Away: 12-3, Neutral: 1-0		
Date	Location	W/L
2/23/99	Nashville, Tenn.	L, 4-3
2/23/99	Nashville, Tenn.	L, 6-0
4/21/99	Martin, Tenn.	L, 9-1
4/21/99	Martin, Tenn.	L, 9-2
4/1/00	Nashville, Tenn.	W, 4-3
4/1/00	Nashville, Tenn.	W, 1-0
4/21/00	Nashville, Tenn.	W, 7-4
4/21/00	Nashville, Tenn.	W, 9-1
2/21/01	Martin, Tenn.	W, 9-8
2/21/01	Martin, Tenn.	L, 9-7
4/20/01	Nashville, Tenn.	W, 7-4
4/20/01	Nashville, Tenn.	L, 3-2
4/23/02	Nashville, Tenn.	W, 4-1
4/14/04	Martin, Tenn.	W, 2-0
4/14/04	Martin, Tenn.	W, 7-0
2/19/05	Martin, Tenn.	W, 9-0
2/14/08	Murfreesboro, Tenn.	W, 3-1
4/21/09	Nashville, Tenn.	W, 11-2
4/21/09	Nashville, Tenn.	W, 7-4
4/13/10	Martin, Tenn.	W, 8-0 (5)
4/13/10	Martin, Tenn.	W, 2-1
4/19/11	Nashville, Tenn.	W, 11-0



2/22/99	Martin, Tenn.	L, 12-0
2/28/99	Chattanooga, Tenn.	L, 10-0
2/27/04	Chattanooga, Tenn.	W, 5-2
3/4/06	Chattanooga, Tenn.	L, 5-2
3/3/07	Chattanooga, Tenn.	L, 7-1
2/19/11	Mobile, Ala.	L, 3-4
2/27/11	Chattanooga, Tenn.	L, 2-8

Cleveland State		Overall: 2-1 (.666)
Home: 0-0, Away: 0-0, Neutral: 2-1		
Date	Location	W/L
3/18/00	Rock Hill, S.C.	L, 6-2
3/16/05	Kissimmee, Fla.	W, 8-4
2/26/12	Chattanooga, Tenn.	W, 4-1

Coastal Carolina		Overall: 1-0 (1.000)
Home: 0-0, Away: 0-0, Neutral: 1-0		
<u>Date</u>	<u>Location</u>	<u>W/L</u>
3/23/01	Atlanta, Ga.	W, 6-5

Colgate		Overall: 2-0 (1.000)
Home: 0-0, Away: 0-0, Neutral: 2-0		
Date	Location	W/L
3/18/98	Orlando, Fla.	L, 2-1
3/19/04	Kissimmee, Fla.	W, 3-2
3/12/06	Kissimmee, Fla.	W, 3-2
2/23/07	Natchitoches, La.	W, 8-0
3/4/11	Fort Meyers, Fla.	W, 2-1

Colorado State	Overall: 0-2 (.000)	
Home: 0-0, Away: 0-0, Neutral: 0-2		
<u>Date</u>	<u>Location</u>	<u>W/L</u>
3/10/02	Winter Park, Fla.	L, 5-0
3/12/03	Osceola, Fla.	L, 2-0

Columbia	Overall: 1-0 (1.000)	
Home: 0-0, Away: 0-0, Neutral: 1-0		
<u>Date</u>	<u>Location</u>	<u>W/L</u>
3/15/04	Kissimmee, Fla.	W, 4-0

Columbus		Overall: 1-0 (1.000)
Home: 0-0, Away: 0-0, Neutral: 1-0		
Date	Location	W/L
3/19/93	Jacksonville, Ala.	W, 5-4

Creighton		Overall: 0-2 (.000)
Home: 0-0, Away: 0-0, Neutral: 0-2		
Date	Location	W/L
3/10/96	Orlando, Fla.	L, 4-3
3/14/96	Orlando, Fla.	L, 5-4 (9)

Cumberland		Overall: 2-0 (1.000)
Home: 0-0, Away: 2-0, Neutral: 0-0		
Date	Location	W/L
1986	Nashville, Tenn.	W, 9-8
1986	Nashville, Tenn.	W, 6-0

Dakota Wesleyan		Overall: 1-0 (1.000)
Home: 0-0, Away: 0-0, Neutral: 1-0		
Date	Location	W/L
3/9/07	Los Angeles, Calif.	W, 9-0

Dartmouth		Overall: 1-1 (.500)
Home: 0-0, Away: 0-0, Neutral: 1-1		
Date	Location	W/L
3/1/08	Martin, Tenn.	W, 6-5
3/5/11	Fort Meyers, Fla.	L, 3-4

Dayton		Overall: 2-1 (.667)
Home: 0-0, Away: 0-0, Neutral: 2-1		
Date	Location	W/L
3/13/95	Orlando, Fla.	W, 7-2
3/16/95	Orlando, Fla.	L, 5-2
3/12/06	Kissimmee, Fla.	W, 5-1

Delaware		Overall: 1-1 (.500)
Home: 0-0, Away: 0-0, Neutral: 1-1		
Date	Location	W/L
2/18/12	Fort Myers, Fla.	W, 9-1
2/9/13	Hammond, La.	L, 7-2

Delta State		Overall: 2-0 (1.000)
Home: 0-0, Away: 0-0, Neutral: 1-0, GST: 1-0		
<u>Date</u>	<u>Location</u>	<u>W/L</u>
1986	Columbus, Miss.	W, 11-8
1986	Florence, Ala.	W, 9-4

Detroit		Overall: 1-0 (1.000)
Home: 0-0, Away: 0-0, Neutral: 1-0		
<u>Date</u>	<u>Location</u>	<u>W/L</u>
3/5/13	Orlando, Fla.	W, 11-2

Drake		Overall: 0-2 (.000)
Home: 0-0, Away: 0-0, Neutral: 0-2		
Date	Location	W/L
2/28/03	Cookeville, Tenn.	L, 2-0
2/24/13	Oxford, Miss.	L, 7-3

Drexel		Overall: 1-0 (1.000)
Home: 0-0, Away: 0-0, Neutral: 1-0		
<u>Date</u>	<u>Location</u>	<u>W/L</u>
2/26/05	Atlanta, Ga.	W, 7-1

East Carolina		Overall: 0-1 (.000)
Home: 0-0, Away: 0-0, Neutral: 0-1		
<u>Date</u>	<u>Location</u>	<u>W/L</u>
3/17/00	Rock Hill, S.C.	L, 8-1

East Tennessee State		Overall: 2-2 (.500)
Home: 1-0, Away: 0-0, Neutral: 0-2		
<u>Date</u>	<u>Location</u>	<u>W/L</u>
4/21/04	Martin, Tenn.	W, 3-2

3/27/10	Chattanooga, Tenn.	W, 5-2
2/26/11	Chattanooga, Tenn.	L, 5-4
2/25/12	Chattanooga, Tenn.	L, 5-1
<b>Eastern Illinois</b>		<b>Overall: 26-29 (.473)</b>

Home: 14-12, Away: 14-9, Neutral: 8-2, OVCT: 1-0		
Date	Location	W/L
3/25/97	Charleston, Ill.	W, 2-1
3/25/97	Charleston, Ill.	L, 6-5
4/27/97	Martin, Tenn.	W, 6-1
4/27/97	Martin, Tenn.	L, 10-5
5/4/97	Morehead, Ky.	L, 4-0
4/9/98	Charleston, Ill.	W, 8-5
4/11/98	Martin, Tenn.	W, 5-1

5/2/98	Cape Girardeau, Mo.	L, 3-0
4/3/99	Charleston, Ill.	L, 3-0
4/3/99	Charleston, Ill.	L, 6-0
4/24/99	Martin, Tenn.	L, 24-0
4/24/99	Martin, Tenn.	L, 9-3

4/9/00	Martin, Tenn.	L, 7-5
4/9/00	Martin, Tenn.	L, 7-6
4/9/00	Martin, Tenn.	L, 1-0
4/7/01	Charleston, Ill.	L, 9-1

3/7/01	Charleston, III.	W, 1-0
4/8/01	Charleston, III.	L, 4-0
4/6/02	Charleston, III.	L, 2-1
4/6/02	Charleston, III.	W, 7-3
4/7/02	Charleston, III.	W, 5-3

5/4/02	Richmond, Ky.	L, 5-1
4/5/03	Martin, Tenn.	W, 3-2
4/5/03	Martin, Tenn.	W, 8-0
4/21/04	Martin, Tenn.	W, 9-2
4/21/04	Martin, Tenn.	W, 2-1

5/7/05	Charleston, Ill.	W, 3-0
5/7/05	Charleston, Ill.	W, 2-1
5/8/05	Charleston, Ill.	W, 7-0
3/18/06	Martin, Tenn.	L, 4-2
3/18/06	Martin, Tenn.	W, 4-3

4/15/07	Charleston, Ill.	W, 5-0
4/15/07	Charleston, Ill.	W, 4-3
3/29/08	Martin, Tenn.	L, 5-4 (10)
3/21/09	Charleston, Ill.	L, 2-1 (8)

3/22/09	Charleston, Ill.	L, 2-1 (10)
4/17/10	Martin, Tenn.	W, 3-1
4/17/10	Martin, Tenn.	W, 4-1
4/18/10	Martin, Tenn.	W, 7-4
5/13/10	Martin, Tenn.	W, 3-2

4/17/11	Charleston, Ill.	L, 2-1
4/17/11	Charleston, Ill.	L, 5-4
5/13/11	Charleston, Ill.	L, 9-3
4/28/12	Martin, Tenn.	W, 5-1
4/28/12	Martin, Tenn.	L, 9-4
4/29/12	Martin, Tenn.	W, 5-4

4/28/13	Martin, Tenn.	W, 2-1
Eastern Kentucky		Overall: 30-39 (.435)
Home: 16-16, Away: 14-22, Neutral: 3-1, OVCT: 5-2		
<u>Date</u>	<u>Location</u>	<u>W/L</u>

4/10/93	Richmond, Ky.	W, 6-2
4/10/93	Richmond, Ky.	L, 7-5
4/1/94	Martin, Tenn.	L, 3-1
4/1/94	Martin, Tenn.	W, 9-3
4/9/94	Richmond, Ky.	L, 5-2

4/22/94	Clarksville, Tenn.	L, 4-0
4/8/95	Richmond, Ky.	L, 5-2
4/8/95	Richmond, Ky.	W, 2-1
4/22/95	Martin, Tenn.	L, 5-2

4/14/96	Martin, Tenn.	W, 1-0
4/14/96	Martin, Tenn.	W, 4-3
4/27/96	Richmond, Ky.	L, 1-0 (9)
4/27/96	Richmond, Ky.	W, 3-2
3/29/97	Richmond, Ky.	L, 3-2

Holy Cross	Overall: 1-0 (1.000)	
Home: 0-0, Away: 0-0, Neutral: 1-0		
Date	Location	W/L
3/4/13	Orlando, Fla.	W, 5-0

Houston Baptist	Overall: 1-0 (1.000)	
Home: 0-0, Away: 0-0, Neutral: 1-0		
Date	Location	W/L
2/21/09	Dallas, Texas	W, 9-3

4/14/97	Martin, Tenn.	W, 5-4
5/4/97	Morehead, Ky.	W, 5-3
4/4/98	Martin, Tenn.	L, 6-2
4/4/98	Martin, Tenn.	L, 9-0
4/10/99	Richmond, Ky.	L, 8-0
4/10/99	Richmond, Ky.	L, 14-2
4/15/00	Richmond, Ky.	W, 2-1
4/15/00	Richmond, Ky.	

4/16/00	Richmond, Ky.	L, 5-1
4/14/01	Martin, Tenn.	L, 2-1
4/14/01	Martin, Tenn.	L, 3-0
4/15/01	Martin, Tenn.	L, 3-1
3/30/02	Richmond, Ky.	L, 3-2
3/30/02	Richmond, Ky.	L, 7-0

3/29/03	Martin, Tenn.	W, 4-2
3/30/03	Martin, Tenn.	L, 4-2
4/17/04	Richmond, Ky.	W, 2-0
4/17/04	Richmond, Ky.	L, 4-3
4/18/04	Richmond, Ky.	L, 2-0

5/14/04	Richmond, Ky.	L, 8-0
5/15/04	Richmond, Ky.	W, 2-1
5/15/04	Richmond, Ky.	L, 4-3
4/16/05	Richmond, Ky.	L, 3-0
4/16/05	Richmond, Ky.	L, 7-4
4/17/05	Richmond, Ky.	W, 7-2
5/13/05	Jacksonville, Ala.	W, 8-0
4/22/06	Martin, Tenn.	W, 1-0
4/22/06	Martin, Tenn.	W, 1-0

4/23/06	Martin, Tenn.	W, 7-1
3/17/07	Richmond, Ky.	L, 4-3
3/17/07	Richmond, Ky.	L, 5-3
3/18/07	Richmond, Ky.	W, 4-0
5/10/07	Cookeville, Tenn.	W, 4-0
4/12/08	Martin, Tenn.	I, 16-5

4/12/08	Martin, Tenn.	L, 7-2
4/13/08	Martin, Tenn.	L, 1-0
5/2/09	Richmond, Ky.	W, 7-2
5/2/09	Richmond, Ky.	W, 5-0
5/3/09	Richmond, Ky.	L, 4-2

3/20/10	Martin, Tenn.	W, 4-2
3/20/10	Martin, Tenn.	W, 1-0
3/26/11	Richmond, Ky.	W, 8-7
3/26/11	Richmond, Ky.	L, 4-9
4/6/12	Martin, Tenn.	W, 4-2

4/6/12	Martin, Tenn.	W, 7-3
4/7/12	Martin, Tenn.	L, 7-2
4/21/13	Martin, Tenn.	L, 4-1
4/21/13	Martin, Tenn.	L, 5-3
5/11/13	Charleston, Ill.	W, 4-3

Evansville	Overall: 9-13 (.409)	
Home: 6-3, Away: 2-7, Neutral: 1-3		
<b>Date</b>	<b>Location</b>	<b>W/L</b>
3/24/94	Evansville, Ind.	L, 3-0
3/24/94	Evansville, Ind.	L, 10-2
4/13/94	Martin, Tenn.	W, 4-2

2/15/94	Martin, Tenn.	W, 4-0
3/21/95	Martin, Tenn.	L, 8-5
3/21/95	Martin, Tenn.	L, 5-4
3/26/99	Marietta, Ga.	L, 11-0
2/16/02	Oxford, Miss.	L, 1-0

2/17/02	Oxford, Miss.	L, 7-1
3/1/03	Evansville, Ind.	L, 5-4
2/22/06	Evansville, Ind.	L, 13-0
2/22/06	Evansville, Ind.	L, 4-2
4/2/08	Martin, Tenn.	L, 5-1
3/18/09	Evansville, Ind.	W, 5-1



Loyola Marymount		Overall: 0-2 (.000)
Home: 0-0, Away: 0-2, Neutral: 0-0		
Date	Location	W/L
3/10/07	Los Angeles, Calif.	L, 6-5
3/10/07	Los Angeles, Calif.	L, 4-2
Maine		Overall: 1-4 (.200)
Home: 0-1, Away: 0-0, Neutral: 1-3		
Date	Location	W/L
3/13/96	Orlando, Fla.	L, 2-1
3/12/97	Orlando, Fla.	L, 4-2
3/20/02	Martin, Tenn.	L, 6-4
3/13/03	Osceola, Fla.	L, 2-0
3/14/06	Kissimmee, Fla.	W, 4-0
Manhattan		Overall: 1-2 (.333)
Home: 0-0, Away: 0-0, Neutral: 0-2		
Date	Location	W/L
3/16/98	Orlando, Fla.	L, 3-1
3/16/99	Orlando, Fla.	L, 5-4
3/14/10	Kissimmee, Fla.	W, 4-0
Marist		Overall: 2-1 (.666)
Home: 0-0, Away: 0-0, Neutral: 1-1		
Date	Location	W/L
3/14/98	Orlando, Fla.	W, 5-3
3/14/98	Orlando, Fla.	L, 7-3
3/14/10	Kissimmee, Fla.	W, 13-5 (5)
Marshall		Overall: 0-1 (.000)
Home: 0-0, Away: 0-0, Neutral: 0-1		
Date	Location	W/L
2/27/04	Chattanooga, Tenn.	L, 10-6
Martin Methodist		Overall: 4-2 (.666)
Home: 2-0, Away: 1-1, Neutral: 1-1		
Date	Location	W/L
1987	Martin, Tenn.	W, 7-4
1987	Martin, Tenn.	W, 13-11
1987	Pulaski, Tenn.	L, 5-6
1987	Pulaski, Tenn.	W, 7-4
3/20/92	Jacksonville, Ala.	L
3/27/92	Florence, Ala.	W
Maryland		Overall: 1-2 (.333)
Home: 0-0, Away: 0-0, Neutral: 1-2		
Date	Location	W/L
4/1/95	Atlanta, Ga.	W, 12-1
2/26/99	Chattanooga, Tenn.	L, 11-1
3/27/99	Marietta, Ga.	L, 10-0
McNeese State		Overall: 0-1 (.000)
Home: 0-0, Away: 0-0, Neutral: 0-1		
Date	Location	W/L
2/23/13	Atlanta, Ga.	L, 7-2
Memphis		Overall: 2-8 (.200)
Home: 2-3, Away: 0-5, Neutral: 0-0		
Date	Location	W/L
4/5/06	Martin, Tenn.	W, 6-2
4/5/06	Martin, Tenn.	W, 1-0
3/28/07	Memphis, Tenn.	L, 7-4
3/28/07	Memphis, Tenn.	L, 2-1
4/9/08	Martin, Tenn.	L, 6-4
4/9/08	Martin, Tenn.	L, 5-2
4/1/09	Memphis, Tenn.	L, 7-2
4/1/09	Memphis, Tenn.	L, 5-4 (9)
3/14/12	Memphis, Tenn.	L, 3-1
4/24/13	Martin, Tenn.	L, 4-2
Mercer		Overall: 2-0 (1.000)
Home: 0-0, Away: 0-0, Neutral: 2-0		
Date	Location	W/L
3/07/09	Atlanta, Ga.	W, 6-3
2/16/13	Atlanta, Ga.	W, 11-10
Mid-Continent		Overall: 6-0 (1.000)
Home: 6-0, Away: 0-0, Neutral: 0-0		
Date	Location	W/L
5/4/04	Martin, Tenn.	W, 3-0
5/4/04	Martin, Tenn.	W, 10-1
2/21/07	Martin, Tenn.	W, 7-0
2/21/07	Martin, Tenn.	W, 10-0
4/29/08	Martin, Tenn.	W, 13-2
4/29/08	Martin, Tenn.	W, 10-0
Middle Tennessee		Overall: 12-25-1 (.316)
Home: 2-13-1, Away: 7-11, Neutral: 3-1, OVCT: 1-1		
Date	Location	W/L
4/18/93	Martin, Tenn.	L, 2-0
4/18/93	Martin, Tenn.	L, 2-1
4/20/94	Martin, Tenn.	L, 4-2 (11)
4/20/94	Martin, Tenn.	L, 6-4
4/23/94	Clarksville, Tenn.	L, 5-1
4/3/95	Murfreesboro, Tenn.	W, 3-0
4/3/95	Murfreesboro, Tenn.	L, 4-3
3/24/96	Murfreesboro, Tenn.	W, 3-2

3/24/96	Murfreesboro, Tenn.	L, 6-0
4/12/96	Martin, Tenn.	L, 2-1
4/12/96	Martin, Tenn.	L, 1-0
4/18/97	Murfreesboro, Tenn.	L, 2-0
4/18/97	Murfreesboro, Tenn.	W, 4-3
5/3/97	Morehead, Ky.	W, 2-1
4/1/98	Murfreesboro, Tenn.	W, 4-0
4/1/98	Murfreesboro, Tenn.	W, 7-2
4/18/99	Martin, Tenn.	L, 15-1
4/18/99	Martin, Tenn.	L, 1-0
4/6/00	Murfreesboro, Tenn.	L, 7-0
4/6/00	Murfreesboro, Tenn.	L, 3-2
5/6/00	Martin, Tenn.	L, 2-0
5/6/00	Martin, Tenn.	L, 4-0
2/27/01	Murfreesboro, Tenn.	L, 1-0
2/27/01	Murfreesboro, Tenn.	L, 5-0
4/2/03	Martin, Tenn.	L, 4-1
4/2/03	Martin, Tenn.	L, 9-0
2/25/06	Murfreesboro, Tenn.	W, 6-2
2/28/06	Martin, Tenn.	L, 6-4
2/28/06	Martin, Tenn.	T, 1-1
3/5/06	Chattanooga, Tenn.	W, 5-4
2/23/08	Murfreesboro, Tenn.	L, 5-1
2/24/08	Murfreesboro, Tenn.	W, 4-2
4/16/08	Martin, Tenn.	W, 5-1
4/16/08	Martin, Tenn.	W, 1-0
4/22/10	Murfreesboro, Tenn.	L, 2-0
4/22/10	Murfreesboro, Tenn.	L, 7-3
4/25/12	Murfreesboro, Tenn.	L, 4-3
2/22/13	Atlanta, Ga.	W, 7-2
Minnesota		Overall: 0-1 (.000)
Home: 0-0, Away: 0-0, Neutral: 0-1		
Date	Location	W/L
3/2/08	Martin, Tenn.	L, 6-0
Mississippi (Ole Miss)		Overall: 2-6 (.250)
Home: 1-0, Away: 0-1, Neutral: 1-5		
Date	Location	W/L
2/10/01	Oxford, Miss.	L, 2-1
2/11/01	Oxford, Miss.	L, 11-3
2/16/02	Oxford, Miss.	L, 6-2
3/26/03	Martin, Tenn.	L, 7-1
3/26/03	Martin, Tenn.	L, 2-1
3/6/10	Atlanta, Ga.	W, 7-6 (9)
2/23/13	Oxford, Miss.	L, 9-8 (8)
3/13/13	Martin, Tenn.	W, 1-0
Mississippi College		Overall: 2-4 (.333)
Home: 0-0, Away: 0-0, Neutral: 2-2, GST: 0-2		
Date	Location	W/L
1986	Florence, Ala.	W, 12-5
1986	Columbus, Miss.	L, 6-2
1986	Cape Girardeau, Mo.	L, 3-2
1987	Martin, Tenn.	L, 10-9
1987	Martin, Tenn.	L, 6-5
4/18/92	Columbus, Miss.	W
Mississippi State		Overall: 0-2 (.000)
Home: 0-0, Away: 0-0, Neutral: 0-2		
Date	Location	W/L
2/21/97	Monroe, La.	L, 4-1
3/3/07	Chattanooga, Tenn.	L, 6-5
Mississippi Univ. for Women		Overall: 4-4 (.500)
Home: 0-0, Away: 0-0, Neutral: 3-4		
Date	Location	W/L
1986	Florence, Ala.	L, 2-0
1986	Columbus, Miss.	L, 11-1
1986	Cape Girardeau, Mo.	L, 5-1
1987	Florence, Ala.	W, 5-4
1987	Columbus, Miss.	L, 13-1
3/20/92	Jacksonville, Ala.	W
4/17/92	Columbus, Miss.	W
Mississippi Valley State		Overall: 6-2 (.750)
Home: 1-1, Away: 2-0, Neutral: 3-1		
Date	Location	W/L
3/30/05	Itta Bena, Miss.	W, 3-2
3/30/05	Itta Bena, Miss.	W, 7-2
4/14/05	Martin, Tenn.	W, 8-0
4/14/05	Martin, Tenn.	L, 3-1
2/10/07	Hammond, La.	W, 9-4
2/13/09	Hammond, La.	L, 0-1
2/19/10	Hammond, La.	W, 8-3
2/22/13	Atlanta, Ga.	W, 5-1
Missouri		Overall: 0-2 (.000)
Home: 0-0, Away: 0-2, Neutral: 0-0		
Date	Location	W/L
3/9/01	Columbia, Mo.	L, 6-4
3/10/01	Columbia, Mo.	L, 15-0
Missouri-Kansas City		Overall: 2-0 (1.000)
Home: 0-0, Away: 0-0, Neutral: 2-0		
Date	Location	W/L
2/22/09	Dallas, Texas	W, 11-1
2/12/11	Hammond, La.	W, 3-2

Monmouth		Overall: 1-1 (.500)
Home: 0-0, Away: 0-0, Neutral: 1-1		
Date	Location	W/L
3/10/08	Orlando, Fla.	L, 3-2
3/10/08	Orlando, Fla.	W, 1-0
Morehead State		Overall: 47-17 (.734)
Home: 22-10, Away: 15-10, Neutral: 5-2, OVCT: 4-1		
Date	Location	W/L
4/25/92	Cape Girardeau, Mo.	W, 10-1 (5)
4/25/92	Cape Girardeau, Mo.	W, 7-4
4/2/94	Martin, Tenn.	L, 5-2
4/2/94	Martin, Tenn.	W, 11-2
4/8/94	Morehead, Ky.	W, 6-4
4/8/94	Morehead, Ky.	L, 7-3
4/23/94	Clarksville, Tenn.	W, 2-0
3/13/95	Orlando, Fla.	W, 5-0
4/7/95	Morehead, Ky.	L, 3-2
4/7/95	Morehead, Ky.	W, 5-1
4/13/96	Martin, Tenn.	W, 2-1
4/13/96	Martin, Tenn.	W, 7-6
4/26/96	Morehead, Ky.	W, 2-1
4/26/96	Morehead, Ky.	W, 4-2
5/5/96	Murfreesboro, Tenn.	W, 6-0
3/30/97	Morehead, Ky.	L, 1-0 (8)
3/30/97	Morehead, Ky.	W, 5-0
4/13/97	Martin, Tenn.	W, 8-3
4/13/97	Martin, Tenn.	L, 5-3
4/5/98	Martin, Tenn.	L, 2-0
4/5/98	Martin, Tenn.	W, 2-1
5/3/98	Cape Girardeau, Mo.	L, 1-0
3/15/99	Orlando, Fla.	L, 13-1
4/11/99	Morehead, Ky.	L, 9-1
4/11/99	Morehead, Ky.	L, 9-1
3/25/00	Martin, Tenn.	W, 3-2
3/26/00	Martin, Tenn.	L, 5-1
3/26/00	Martin, Tenn.	W, 6-1
3/31/01	Morehead, Ky.	L, 4-3
3/31/01	Morehead, Ky.	L, 2-1
4/1/01	Morehead, Ky.	W, 5-0
4/13/02	Martin, Tenn.	W, 6-1
4/13/02	Martin, Tenn.	W, 4-2
4/14/02	Martin, Tenn.	W, 3-2
4/12/03	Morehead, Ky.	W, 3-0
4/12/03	Morehead, Ky.	W, 4-0
4/13/03	Morehead, Ky.	W, 11-0
5/2/04	Martin, Tenn.	W, 8-0
5/2/04	Martin, Tenn.	W, 10-1
4/9/05	Martin, Tenn.	L, 1-0
4/9/05	Martin, Tenn.	W, 6-3
4/10/05	Martin, Tenn.	W, 3-1
4/14/06	Morehead, Ky.	W, 12-5
4/14/06	Columbus, Miss.	L, 6-2
4/15/06	Cape Girardeau, Mo.	L, 3-2
3/31/07	Martin, Tenn.	W, 1-0
3/31/07	Martin, Tenn.	L, 4-1
4/1/07	Martin, Tenn.	W, 2-1
3/15/08	Morehead, Ky.	W, 3-2 (9)
3/14/09	Martin, Tenn.	W, 3-2 (8)
3/14/09	Martin, Tenn.	W, 13-0 (5)
3/15/09	Martin, Tenn.	L, 3-1 (10)
5/8/09	Jacksonville, Ala.	W, 5-0 (8)
5/8/10	Morehead, Ky.	W, 5-4
5/8/10	Morehead, Ky.	W, 3-1
5/9/10	Morehead, Ky.	W, 3-1
4/9/11	Martin, Tenn.	W, 1-0
4/9/11	Martin, Tenn.	W, 6-3
4/10/11	Martin, Tenn.	W, 6-2
4/22/12	Morehead, Ky.	W, 5-1
4/22/12	Morehead, Ky.	W, 5-1
4/20/13	Martin, Tenn.	L, 4-0
4/20/13	Martin, Tenn.	W, 5-3
5/10/13	Charleston, Ill.	W, 5-2
Murray State		Overall: 11-6 (.647)
Home: 7-2, Away: 2-2, Neutral: 0-0, OVCT: 4-2		
Date	Location	W/L
3/30/10	Martin, Tenn.	W, 6-0
3/30/10	Martin, Tenn.	W, 11-3
4/14/10	Murray, Ky.	W, 8-0
3/12/11	Martin, Tenn.	W, 6-5
3/12/11	Martin, Tenn.	W, 3-0
3/13/11	Martin, Tenn.	W, 14-6
5/12/11	Charleston, Ill.	L, 3-2
5/13/11	Charleston, Ill.	W, 3-2
3/24/12	Murray, Ky.	L, 4-1
3/24/12	Murray, Ky.	L, 3-2
3/25/12	Murray, Ky.	W, 4-2
5/10/12	Martin, Tenn.	W, 7-1
4/13/13	Martin, Tenn.	W, 1-0
4/13/13	Martin, Tenn.	L, 4-1
4/14/13	Martin, Tenn.	L, 3-2 (8)
5/8/13	Charleston, Ill.	L, 2-1 (8)
5/12/13	Charleston, Ill.	W, 5-4

Niagara		Overall: 2-0 (1.000)
Home: 0-0, Away: 0-0, Neutral: 2-0		
Date	Location	W/L
2/24/12	Chattanooga, Tenn.	W, 5-3
3/8/13	Orlando, Fla.	W, 6-1
Nicholls State		Overall: 2-3 (.400)
Home: 0-0, Away: 0-0, Neutral: 2-3		
Date	Location	W/L
2/22/97	Monroe, La.	L, 3-1
2/10/01	Oxford, Miss.	L, 3-1
2/11/01	Oxford, Miss.	L, 4-0
2/16/02	Oxford, Miss.	W, 3-0
2/10/12	Hammond, La.	W, 5-3
North Alabama		Overall: 7-8-1 (.438)
Home: 1-1, Away: 4-5, Neutral: 2-1-1, GST: 0-1		
Date	Location	W/L
1986	Martin, Tenn.	W, 2-1
1986	Martin, Tenn.	L, 17-4
1986	Florence, Ala.	L, 4-3
1986	Florence, Ala.	W, 8-1
1986	Columbus, Miss.	W, 4-1
1986	Florence, Ala.	L, 12-6
1987	Florence, Ala.	L, 8-1
1987	Florence, Ala.	L, 1-0
1987	Florence, Ala.	L, 5-4
3/3/92	Florence, Ala.	W
3/3/92	Florence, Ala.	W
3/21/92	Jacksonville, Ala.	L
3/27/92	Florence, Ala.	W
3/19/93	Jacksonville, Ala.	L, 6-3
2/26/97	Monroe, La.	W, 8-2
2/26/97	Monroe, La.	T, 2-2
North Carolina		Overall: 0-1 (.000)
Home: 0-0, Away: 0-0, Neutral: 0-1		
Date	Location	W/L
3/29/96	Marietta, Ga.	L, 5-1
North Dakota State		Overall: 0-1 (.000)
Home: 0-0, Away: 0-0, Neutral: 0-1		
Date	Location	W/L
2/14/09	Hammond, La.	L, 5-1 (8)
North Carolina-Greensboro		Overall: 1-0 (1.000)
Home: 0-0, Away: 0-0, Neutral: 1-0		
Date	Location	W/L
3/2/12	Atlanta, Ga.	W, 3-2
North Carolina-Wilmington		Overall: 0-1 (.000)
Home: 0-0, Away: 0-0, Neutral: 0-1		
Date	Location	W/L
3/12/97	Orlando, Fla.	L, 4-0
North Florida		Overall: 0-1 (.000)
Home: 0-0, Away: 0-0, Neutral: 0-1		
Date	Location	W/L
3/3/06	Chattanooga, Tenn.	L, 8-7
Northeast Illinois		Overall: 2-3 (.400)
Home: 2-3, Away: 0-0, Neutral: 0-0		
Date	Location	W/L
3/20/95	Martin, Tenn.	W, 4-1
3/20/95	Martin, Tenn.	L, 17-1
3/21/96	Martin, Tenn.	W, 3-1
3/21/96	Martin, Tenn.	L, 9-7



STARTING LINEUP

SKYHAWK ROSTER

COACHING STAFF

SEASON PREVIEW

2013 REVIEW

RECORD BOOK

THIS IS UT MARTIN

2/21/10	Hammond, La.	W, 8-3	2/11/07	Hammond, La.	W, 9-1	3/5/95	Martin, Tenn.	W, 9-1
2/12/11	Hammond, La.	L, 4-2	2/16/08	Hammond, La.	L, 9-7	3/5/95	Martin, Tenn.	W, 6-1
2/12/11	Mobile, Ala.	L, 7-5	2/13/09	Hammond, La.	W, 9-1	3/10/95	Troy, Ala.	W, 9-0
2/8/13	Hammond, La.	L, 2-0	2/12	Hammond, La.	W, 9-1	3/11/95	Troy, Ala.	W, 4-3
Southeast Missouri Overall: 34-51 (.400)			Southern Illinois Overall: 6-12 (.333)			3/23/96	Nashville, Tenn.	W, 9-0
Home: 12-22, Away: 17-23, Neutral: 3-6, OVCT: 5-5			Home: 2-5, Away: 3-6, Neutral: 0-1			3/23/96	Nashville, Tenn.	L, 6-5
Date	Location	W/L	Date	Location	W/L	4/4/96	Martin, Tenn.	W, 15-0
1986	Martin, Tenn.	L, 11-0	3/27/98	Carbondale, Ill.	L, 10-2	4/4/96	Martin, Tenn.	W, 6-3
1986	Martin, Tenn.	L, 10-3	4/8/03	Carbondale, Ill.	L, 4-1	4/19/97	Nashville, Tenn.	W, 8-0
1986	Cape Girardeau, Mo.	L, 7-0	4/8/03	Carbondale, Ill.	L, 8-0	4/19/97	Nashville, Tenn.	W, 4-3
1986	Cape Girardeau, Mo.	L, 10-5	4/1/04	Martin, Tenn.	L, 10-0	4/24/98	Nashville, Tenn.	W, 3-1
3/24/92	Martin, Tenn.	W	4/1/04	Martin, Tenn.	L, 6-2	4/24/98	Nashville, Tenn.	W, 9-6
3/24/92	Martin, Tenn.	L	3/29/06	Carbondale, Ill.	L, 3-0	4/16/99	Martin, Tenn.	L, 12-1
4/14/92	Cape Girardeau, Mo.	W	3/29/06	Carbondale, Ill.	L, 6-3	4/16/99	Martin, Tenn.	L, 7-1
4/14/92	Cape Girardeau, Mo.	L	4/18/07	Martin, Tenn.	L, 4-0	3/28/00	Nashville, Tenn.	W, 10-4
4/24/92	Cape Girardeau, Mo.	L, 5-0	4/18/07	Martin, Tenn.	L, 9-0	3/28/00	Nashville, Tenn.	W, 9-1
3/29/93	Martin, Tenn.	L, 6-0	2/23/08	Murfreesboro, Tenn.	L, 14-1	5/7/11	Martin, Tenn.	W, 8-2
4/20/93	Cape Girardeau, Mo.	L, 3-2	4/22/08	Carbondale, Ill.	W, 2-1	5/7/11	Martin, Tenn.	W, 3-1
4/20/93	Cape Girardeau, Mo.	L, 4-3	4/22/08	Carbondale, Ill.	W, 4-3	5/7/11	Martin, Tenn.	W, 4-3
3/22/94	Martin, Tenn.	L, 8-0	4/15/09	Martin, Tenn.(No. 24)	W, 10-4	5/8/11	Martin, Tenn.	W, 1-0
3/22/94	Martin, Tenn.	W, 6-5	3/24/10	Carbondale, Ill.	W, 4-2	3/17/12	Cookeville, Tenn.	W, 6-0
4/19/94	Cape Girardeau, Mo.	L, 2-0	3/24/10	Carbondale, Ill.	L, 9-3	3/17/12	Cookeville, Tenn.	W, 6-0
4/19/94	Cape Girardeau, Mo.	W, 2-0	4/14/11	Martin, Tenn.	L, 6-0	3/18/12	Cookeville, Tenn.	W, 3-1
3/22/95	Martin, Tenn.	L, 3-0	4/10/12	Martin, Tenn.	W, 8-7 (8)	5/12/12	Martin, Tenn.	W, 6-2
3/22/95	Martin, Tenn.	L, 2-1	4/10/13	Martin, Tenn.	W, 5-4 (11)	4/6/13	Cookeville, Tenn.	W, 9-1
4/25/95	Cape Girardeau, Mo.	W, 6-4				4/6/13	Cookeville, Tenn.	L, 3-0
4/25/95	Cape Girardeau, Mo.	L, 3-1	SIU Edwardsville Overall: 9-7 (.563)			Texas-Arlington Overall: 0-2 (.000)		
3/10/96	Orlando, Fla.	L, 5-0	Home: 3-3, Away: 3-3, Neutral: 1-2, OVCT: 1-0			Home: 0-0, Away: 0-1, Neutral: 0-1		
4/10/96	Martin, Tenn.	L, 5-3	Date	Location	W/L	Date	Location	W/L
4/10/96	Martin, Tenn.	L, 7-0	1986	Martin, Tenn.	L, 3-2	3/18/99	Orlando, Fla.	L, 4-1
4/16/96	Cape Girardeau, Mo.	L, 7-0	1986	Martin, Tenn.	L, 19-2	2/21/09	Dallas, Texas	L, 5-3 (8)
4/16/96	Cape Girardeau, Mo.	L, 11-1	1986	Cape Girardeau, Mo.	L, 10-0	Texas Southern Overall: 1-0 (1.000)		
5/4/96	Murfreesboro, Tenn.	L, 1-0	3/19/94	Edwardsville, Ill.	L, 8-5	Home: 0-0, Away: 0-0, Neutral: 1-0		
3/26/97	Cape Girardeau, Mo.	L, 4-0	4/18/09	Martin, Tenn.	L, 3-0	Date	Location	W/L
3/26/97	Cape Girardeau, Mo.	L, 7-2	4/18/09	Martin, Tenn.	W, 5-2	2/22/09	Dallas, Texas	W, 10-2
5/3/97	Morehead, Ky.	L, 2-1	4/30/11	Edwardsville, Ill.	L, 10-2	Toledo Overall: 2-3 (.400)		
3/28/98	Carbondale, Ill.	L, 2-0	4/30/11	Edwardsville, Ill.	W, 3-2	Home: 0-0, Away: 0-0, Neutral: 1-3		
4/14/98	Martin, Tenn.	L, 8-0	5/1/11	Edwardsville, Ill.	W, 2-1	Date	Location	W/L
4/14/98	Martin, Tenn.	W, 2-0	5/13/11	Charleston, Ill.	W, 2-0	3/31/95	Atlanta, Ga.	L, 6-0
4/6/99	Martin, Tenn.	L, 8-0	3/10/12	Martin, Tenn.	W, 9-3	3/2/01	Louisville, Ky.	L, 2-1
4/6/99	Martin, Tenn.	L, 12-5	3/10/12	Martin, Tenn.	W, 7-6	3/4/07	Chattanooga, Tenn.	W, 13-8
5/1/99	Martin, Tenn.	L, 5-0	3/11/12	Martin, Tenn.	W, 4-3	3/6/09	Atlanta, Ga.	W, 2-1
4/11/00	Cape Girardeau, Mo.	W, 3-0	3/16/13	Edwardsville, Ill.	L, 8-6	2/25/11	Chattanooga, Tenn.	L, 4-3
4/11/00	Cape Girardeau, Mo.	L, 4-0	3/16/13	Edwardsville, Ill.	W, 7-4	Trevacca Overall: 1-0 (1.000)		
5/2/00	Martin, Tenn.	L, 8-2	5/11/13	Charleston, Ill.	W, 7-1	Home: 1-0, Away: 0-0, Neutral: 0-0		
5/2/00	Martin, Tenn.	L, 1-0	Southern Indiana Overall: 2-0 (1.000)			Date	Location	W/L
4/10/01	Cape Girardeau, Mo.	L, 2-0	Home: 0-0, Away: 2-0, Neutral: 0-0			3/20/13	Martin, Tenn.	W, 6-1
4/10/01	Cape Girardeau, Mo.	L, 11-3	Date	Location	W/L	Troy Overall: 2-7 (.222)		
4/25/01	Martin, Tenn.	L, 3-2	4/2/92	Evansville, Ind.	W	Home: 0-0, Away: 0-2, Neutral: 2-4, GST: 1-0		
4/25/01	Martin, Tenn.	L, 5-2	4/2/92	Evansville, Ind.	W	Date	Location	W/L
4/16/02	Martin, Tenn.	L, 3-2	4/2/92	Evansville, Ind.	W	1986	Florence, Ala.	L, 9-8
4/16/02	Martin, Tenn.	W, 2-1	Southern Miss Overall: 0-1 (.000)			1986	Florence, Ala.	W, 13-3
4/27/02	Cape Girardeau, Mo.	W, 5-1	Home: 0-0, Away: 0-0, Neutral: 0-1			1987	Florence, Ala.	W, 8-1
4/27/02	Cape Girardeau, Mo.	L, 5-1	Date	Location	W/L	3/20/93	Jacksonville, Ala.	W, 6-1
5/4/02	Richmond, Ky.	W, 4-1	2/12/05	Oxford, Miss.	L, 6-1	3/12/94	Jacksonville, Ala.	W, 8-0
4/26/03	Cape Girardeau, Mo.	L, 3-0	Southwest Baptist Overall: 1-0 (1.000)			West Georgia Overall: 4-0 (1.000)		
4/26/03	Cape Girardeau, Mo.	L, 5-4	Home: 0-0, Away: 0-0, Neutral: 1-0			Home: 0-0, Away: 0-0, GST: 1-0		
4/27/03	Cape Girardeau, Mo.	W, 5-1	Date	Location	W/L	Date	Location	W/L
4/27/04	Cape Girardeau, Mo.	L, 5-4	3/19/94	Edwardsville, Ill.	W, 2-0	1987	Martin, Tenn.	W, 7-4
4/27/04	Cape Girardeau, Mo.	W, 3-2	Stetson Overall: 0-1 (.000)			1987	Martin, Tenn.	W, 2-1
5/13/04	Richmond, Ky.	W, 9-6	Home: 0-0, Away: 0-0, Neutral: 0-1			3/20/93	Jacksonville, Ala.	W, 6-1
3/19/05	Martin, Tenn.	W, 5-2	Date	Location	W/L	3/12/94	Jacksonville, Ala.	W, 8-0
3/19/05	Martin, Tenn.	W, 2-0	3/16/98	Orlando, Fla.	T, 4-4	West Alabama Overall: 1-0 (1.000)		
3/20/05	Martin, Tenn.	L, 6-3	Stony Brook Overall: 0-0-1 (.000)			Home: 0-0, Away: 0-0, Neutral: 0-0-1		
5/12/05	Jacksonville, Ala.	W, 3-2	Home: 0-0, Away: 0-0, Neutral: 0-0-1			Date	Location	W/L
5/13/05	Jacksonville, Ala.	L, 4-1	Date	Location	W/L	1986	Florence, Ala.	L, 9-8
3/25/06	Cape Girardeau, Mo.	W, 2-1	3/24/01	Atlanta, Ga.	L, 7-0	1986	Florence, Ala.	W, 13-3
3/25/06	Cape Girardeau, Mo.	L, 2-1	Syracuse Overall: 0-1 (.000)			1987	Florence, Ala.	W, 8-1
3/26/06	Cape Girardeau, Mo.	L, 3-1	Home: 0-0, Away: 0-0, Neutral: 0-1			4/17/92	Columbus, Miss.	L
3/26/06	Cape Girardeau, Mo.	L, 3-0	Date	Location	W/L	Akron .....3-0		
5/11/06	Cookeville, Tenn.	L, 3-0	2/25/06	Murfreesboro, Tenn.	L, 6-3	Alabama.....0-1		
4/21/07	Martin, Tenn.	L, 3-1	Temple Overall: 0-1 (.000)			Alabama State .....2-0		
4/21/07	Martin, Tenn.	W, 4-2	Home: 0-0, Away: 0-0, Neutral: 0-1			Alcorn State .....3-1		
4/22/07	Martin, Tenn.	L, 6-5	Date	Location	W/L	Arkansas.....0-2		
4/26/08	Cape Girardeau, Mo.	L, 6-5	3/13/97	Orlando, Fla.	L, 3-2	Arkansas Pine Bluff .....1-0		
4/26/08	Cape Girardeau, Mo.	W, 5-2	Tennessee Overall: 0-1 (.000)			Arizona .....0-1		
4/27/08	Cape Girardeau, Mo.	W, 7-5	Home: 0-0, Away: 0-1, Neutral: 0-0			Army .....3-0		
4/10/09	Martin, Tenn.	W, 2-1	Date	Location	W/L	Austin Peay .....60-25		
4/10/09	Martin, Tenn.	W, 8-2	2/25/06	Murfreesboro, Tenn.	L, 6-3	Ball State .....1-2		
4/11/09	Cape Girardeau, Mo.	L, 4-3	Tennessee State Overall: 0-1 (.000)			Belhaven .....1-0		
5/9/09	Jacksonville, Ala.	W, 3-2 (8)	Home: 0-0, Away: 0-0, Neutral: 0-1			Belmont .....17-6		
5/9/09	Jacksonville, Ala.	W, 4-1	Date	Location	W/L	Binghamton.....1-0		
5/1/10	Cape Girardeau, Mo.	W, 4-3 (8)	4/17/98	Knoxville, Tenn.	L, 8-0	Birmingham-Southern ...1-0		
5/1/10	Cape Girardeau, Mo.	W, 5-1	Tennessee State Overall: 54-7 (.885)			Boston College.....0-1		
5/2/10	Cape Girardeau, Mo.	W, 3-1	Home: 22-2, Away: 28-5, Neutral: 4-0, OVCT: 1-0			Bowling Green .....1-1		
3/30/11	Cape Girardeau, Mo.	L, 5-4	Date	Location	W/L	Bradley .....2-2		
3/30/11	Cape Girardeau, Mo.	W, 7-1	1987	Florence, Ala.	W, 17-0	Bucknell .....2-0		
4/7/11	Martin, Tenn.	W, 7-2	3/15/94	Nashville, Tenn.	W, 6-1	Buffalo .....2-0		
3/21/12	Martin, Tenn.	W, 5-4 (9)	4/16/94	Martin, Tenn.	W, 11-0	Butler .....2-2		
3/21/12	Martin, Tenn.	W, 2-1	4/16/94	Martin, Tenn.	W, 9-2	Campbell .....0-1		
3/29/12	Cape Girardeau, Mo.	W, 3-2	4/23/94	Clarksville, Tenn.	W, 15-1	Central Connecticut State ..2-0		
5/4/13	Cape Girardeau, Mo.	W, 11-9				Central Florida .....0-1		
5/4/13	Cape Girardeau, Mo.	W, 14-5				Central Florida .....0-0		
Southern Overall: 4-1 (.800)			Tennessee Tech Overall: 22-42 (.344)			Central Arkansas .....1-1		
Home: 0-0, Away: 0-0, Neutral: 4-1			Home: 9-19, Away: 10-18, Neutral: 1-3 OVCT: 4-5			Central Missouri .....0-1		
Date	Location	W/L	Date	Location	W/L	Chattanooga .....4-10		
2/11/06	Hammond, La.	W, 5-2	4/25/92	Cape Girardeau, Mo.	L, 6-5 (8)	Cleveland State .....2-1		

3/24/07	Martin, Tenn.	L, 6-4
3/24/07	Martin, Tenn.	L, 6-3
3/25/07	Martin, Tenn.	W, 2-1
5/10/07	Cookeville, Tenn.	L, 6-0
4/6/08	Cookeville, Tenn.	L, 3-0
4/6/08	Cookeville, Tenn.	W, 2-1 (9)
4/25/09	Martin, Tenn.	W, 7-4
4/25/09	Martin, Tenn.	L, 1-0
4/26/09	Martin, Tenn.	W, 5-0
5/7/09	Jacksonville, Ala.	L, 1-0
5/9/09	Jacksonville, Ala.	W, 4-2
4/10/10	Cookeville, Tenn.	W, 9-1 (5)
4/10/10	Cookeville, Tenn.	W, 3-2
4/11/10	Cookeville, Tenn.	L, 6-0
5/15/10	Martin, Tenn.	W, 2-1
5/7/11	Martin, Tenn.	L, 5-4
5/7/11	Martin, Tenn.	W, 3-2
5/8/11	Martin, Tenn.	W, 1-0
3/17/12	Cookeville, Tenn.	W, 6-0
3/17/12	Cookeville, Tenn.	W, 6-0
3/18/12	Cookeville, Tenn.	W, 3-1
5/12/12	Martin, Tenn.	L, 2-1
5/12/12	Martin, Tenn.	W, 6-2
4/6/13	Cookeville, Tenn.	W, 9-1
4/6/13	Cookeville, Tenn.	L, 3-0
<b>Texas-Arlington</b> Overall: 0-2 (.000)		
Home: 0-0, Away: 0-1, Neutral: 0-1		
Date	Location	W/L
3/18/99	Orlando, Fla.	L, 4-1
2/21/09	Dallas, Texas	L, 5-3 (8)
<b>Texas Southern</b> Overall: 1-0 (1.000)		
Home: 0-0, Away: 0-0, Neutral: 1-0		
Date	Location	W/L
2/22/09	Dallas, Texas	W, 10-2
<b>Toledo</b> Overall: 2-3 (.400)		
Home: 0-0, Away: 0-0, Neutral: 1-3		
Date	Location	W/L
3/31/95	Atlanta, Ga.	L, 6-0
3/2/01	Louisville, Ky.	L, 2-1
3/4/07	Chattanooga, Tenn.	W, 13-8
3/6/09	Atlanta, Ga.	W, 2-1
2/25/11	Chattanooga, Tenn.	L, 4-3
<b>Trevecca</b> Overall: 1-0 (1.000)		
Home: 1-0, Away: 0-0, Neutral: 0-0		
Date	Location	W/L
3/20/13	Martin, Tenn.	W, 6-1
<b>Troy</b> Overall: 2-7 (.222)		
Home: 0-0, Away: 0-2, Neutral: 2-4, GST: 1-0		
Date	Location	W/L
1986	Florence, Ala.	L, 9-8
1986	Florence, Ala.	W, 13-3
1987	Florence, Ala.	W, 8-1
4/17/92	Columbus, Miss.	L
<b>Division I</b>		
Akron .....	3-0	Dakota Wesleyan .....
Alabama .....	0-1	Dayton .....
Alabama State .....	2-0	Delaware .....
Alcorn State .....	3-1	Detroit .....
Arkansas .....	0-2	Drake .....
Arkansas Pine Bluff .....	1-0	Drexel .....
Arizona .....	0-1	East Carolina .....
Army .....	3-0	Eastern Illinois .....
Austin Peay .....	60-25	Eastern Kentucky .....
Ball State .....	1-2	East Tennessee S .....
Belhaven .....	1-0	Evansville .....
Belmont .....	17-6	Fairfield .....
Binghamton .....	1-0	Farleigh Dickins .....
Birmingham-Southern .....	1-0	Faulkner .....
Boston College .....	0-1	Florida A&M .....
Bowling Green .....	1-1	Florida Atlantic .....
Bradley .....	2-2	Florida Gulf Coa .....
Bucknell .....	2-0	Furman .....
Buffalo .....	2-0	George Mason .....
Butler .....	2-2	Georgetown .....
Campbell .....	0-1	George Washing .....
Central Connecticut State .....	2-0	Georgia .....
Central Florida .....	0-1	Georgia State .....
Central Arkansas .....	1-1	Georgia Tech .....
Central Missouri .....	0-1	Grambling .....
Chattanooga .....	4-10	Holy Cross .....
Cleveland State .....	2-1	Houston Baptist .....
Coastal Carolina .....	1-0	Illinois-Chicago .....
College of Charleston .....	0-1	Illinois State .....
Colgate .....	4-1	Indiana .....
Colorado State .....	0-2	Indiana State .....
Columbia .....	1-0	IPFW .....
Columbus .....	1-0	IUPUI .....
Creighton .....	0-2	Iona .....



1986		
Mellanie Surratt		
Overall: 19-16 • GSC: N/A		
Date	Team	Result
	Austin Peay	W, 4-3
	Austin Peay	W, 7-6
	at Cumberland	W, 9-8
	at Cumberland	W, 6-0
	1-vs. Mississippi Univ. for Women	L, 2-0
	1-vs. Troy	L, 9-8
	1-vs. Mississippi College	W, 12-5
	Southeast Missouri	L, 11-0
	Southeast Missouri	L, 10-3
	North Alabama	W, 2-1
	North Alabama	L, 17-4
	2-at Mississippi Univ. for Women	L, 11-1
	2-vs. Delta State	W, 11-8
	2-vs. Livingston	W, 9-3
	2-vs. Mississippi College	L, 6-2
	2-vs. North Alabama	W, 4-1
	Arkansas State	W, 8-3
	Arkansas State	W, 12-3
	at Southeast Missouri	L, 7-0
	at Southeast Missouri	L, 10-5
	at Arkansas State	L, 7-6
	SIU Edwardsville	L, 3-2
	SIU Edwardsville	L, 19-2
	at North Alabama	L, 4-3
	at North Alabama	W, 8-1
	3-vs. Mississippi Univ. for Women	L, 5-1
	3-vs. SIU Edwardsville	L, 10-0
	3-vs. Akron	L, 16-0
	3-vs. Mississippi College	L, 3-2
	at Austin Peay	W, 3-1
	at Austin Peay	L, 6-5
	4-vs. West Alabama	W, 16-2
	4-vs. Troy	W, 13-3
	4-vs. Delta State	W, 9-4
	4-at North Alabama	L, 12-6

1-North Alabama Tournament, Florence, Ala.  
2-Mississippi Univ. for Women Tournament, Columbus, Miss.  
3-Southeast Missouri Riverboat Tournament, Cape Girardeau, Mo.  
4-Gulf South Conference Tournament, Florence, Ala.

1987		
Mellanie Surratt		
Overall: 12-12 • GSC: N/A		
Date	Team	Result
	Bellarmino	W, 5-0
	Bellarmino	L, 19-3
	1-vs. Tennessee State	W, 17-0
	1-vs. Troy	W, 6-5
	1-at North Alabama	L, 8-1
	1-vs. Livingston	L, 12-1
	1-vs. Mississippi Univ. for Women	W, 5-4
	2-vs. Arkansas State	W, 7-3
	2-at Mississippi Univ. for Women	L, 6-0
	2-Mississippi College	L, 13-1
	2-vs. Livingston	L, 6-5
	Martin Methodist	W, 7-4
	Martin Methodist	W, 13-11
	at North Alabama	L, 1-0
	at North Alabama	L, 5-4
	Austin Peay	W, 3-2
	Austin Peay	L, 3-0
	at Martin Methodist	L, 6-5
	at Martin Methodist	W, 7-4
	3-vs. West Georgia	W, 7-4
	3-vs. Mississippi College	L, 10-9
	3-vs. West Alabama	W, 10-2
	3-vs. West Georgia	W, 2-1
	3-vs. Mississippi College	L, 6-5

1-North Alabama Invitational, Florence, Ala.  
2-Mississippi Univ. for Women Tournament, Columbus, Miss.  
3-Gulf South Conference Tournament, Martin, Tenn.

1988		
Mellanie Surratt		
Overall: 15-13 • GSC: N/A		
Date	Team	Result
	1-vs. Jacksonville State	W
	1-vs. Troy	W
	1-vs. West Alabama	L
	1-vs. Mississippi College	L, 8-2

\*Complete results from the 1988 season were not available at the time of printing.

1989		
Mellanie Surratt		
Overall: N/A • GSC: N/A		
Date	Team	Result
	1-Gulf South Conference Tournament, Valdosta, Ga.	

\*Complete results from the 1989 season were not available at the time of printing.

1990		
Mellanie Surratt		
Overall: N/A • GSC: N/A		
Date	Team	Result
	1-at West Georgia	W, 7-2
	3/2 1-vs. Saginaw Valley	L, 3-0
	3/2 1-vs. Valdosta State	L, 5-1
	3/7 at North Alabama	W, 4-1
	3/7 at North Alabama	W, 6-1
	3/19 Southeast Missouri	W, 1-0
	3/19 Southeast Missouri	W, 4-0
	3/20 at Southern Indiana	W, 5-1
	3/20 at Southern Indiana	W, 4-0
	3/22 2-at North Alabama	W, 12-10
	3/22 2-vs. Martin Methodist	W, 5-0
	3/23 2-vs. Mississippi College	W, 2-0
	3/23 2-vs. West Georgia	W, 1-0
	3/23 2-vs. Mississippi Univ. for Women	L, 1-0
	3/25 at Freed-Hardeman	W, 6-0
	3/25 at Freed-Hardeman	W, 10-0
	3/26 Austin Peay	W, 7-4
	3/26 Austin Peay	W, 10-0
	3/27 Tennessee Tech	W, 18-4
	3/27 Tennessee Tech	W, 3-0
	3/27 Shawnee (Ill.)	L, 9-8
	3/29 3-vs. Quincy (Ill.)	L, 9-8
	3/29 3-vs. Western Illinois	L, 4-1
	3/29 3-vs. Illinois	W, 6-0
	3/30 3-at SIU Edwardsville	L, 4-1
	3/30 3-Kentucky Wesleyan	W, 6-1
	4/1 Freed-Hardeman	W, 10-0
	4/1 Freed-Hardeman	W, 8-0
	4/2 at Southeast Missouri	L, 8-1
	4/2 at Southeast Missouri	L, 4-0
	4/3 Cumberland	W, 4-0
	4/3 Cumberland	W, 6-0
	4/5 4-vs. Saginaw Valley	W, 2-1
	4/6 4-vs. Grand Valley State	L, 10-0
	4/6 4-vs. Saginaw Valley	W, 3-0 (10)
	4/6 4-vs. Evansville	W, 8-0
	4/7 4-vs. Grand Valley State	W, 3-1
	4/7 4-vs. Wayne State	W, 2-1
	4/7 4-vs. Wayne State	W, 3-1
	4/10 North Alabama	W, 5-1
	4/10 North Alabama	L, 4-2
	4/15 at Austin Peay	W, 4-0
	4/15 at Austin Peay	W, 4-0
	4/16 Martin Methodist	W, 9-0
	4/16 Martin Methodist	W, 2-0
	4/17 Kentucky Wesleyan	L, 4-2
	4/17 Kentucky Wesleyan	W, 2-0
	4/20 5-vs. Valdosta State	W, 1-0
	4/20 5-vs. Jacksonville State	W, 2-0
	4/21 5-vs. Livingston	W, 2-1 (9)
	4/21 5-vs. Livingston	L, 6-3
	4/21 5-vs. Livingston	L, 13-3

1991		
Mellanie Surratt		
Overall: 39-13 • GSC: 10-4		
Date	Team	Result
	3/1 1-at West Georgia	W, 7-2
	3/2 1-vs. Saginaw Valley	L, 3-0
	3/2 1-vs. Valdosta State	L, 5-1
	3/7 at North Alabama	W, 4-1
	3/7 at North Alabama	W, 6-1
	3/19 Southeast Missouri	W, 1-0
	3/19 Southeast Missouri	W, 4-0
	3/20 at Southern Indiana	W, 5-1
	3/20 at Southern Indiana	W, 4-0
	3/22 2-at North Alabama	W, 12-10
	3/22 2-vs. Martin Methodist	W, 5-0
	3/23 2-vs. Mississippi College	W, 2-0
	3/23 2-vs. West Georgia	W, 1-0
	3/23 2-vs. Mississippi Univ. for Women	L, 1-0
	3/25 at Freed-Hardeman	W, 6-0
	3/25 at Freed-Hardeman	W, 10-0
	3/26 Austin Peay	W, 7-4
	3/26 Austin Peay	W, 10-0
	3/27 Tennessee Tech	W, 18-4
	3/27 Tennessee Tech	W, 3-0
	3/27 Shawnee (Ill.)	L, 9-8
	3/29 3-vs. Quincy (Ill.)	L, 9-8
	3/29 3-vs. Western Illinois	L, 4-1
	3/29 3-vs. Illinois	W, 6-0
	3/30 3-at SIU Edwardsville	L, 4-1
	3/30 3-Kentucky Wesleyan	W, 6-1
	4/1 Freed-Hardeman	W, 10-0
	4/1 Freed-Hardeman	W, 8-0
	4/2 at Southeast Missouri	L, 8-1
	4/2 at Southeast Missouri	L, 4-0
	4/3 Cumberland	W, 4-0
	4/3 Cumberland	W, 6-0
	4/5 4-vs. Saginaw Valley	W, 2-1
	4/6 4-vs. Grand Valley State	L, 10-0
	4/6 4-vs. Saginaw Valley	W, 3-0 (10)
	4/6 4-vs. Evansville	W, 8-0
	4/7 4-vs. Grand Valley State	W, 3-1
	4/7 4-vs. Wayne State	W, 2-1
	4/7 4-vs. Wayne State	W, 3-1
	4/10 North Alabama	W, 5-1
	4/10 North Alabama	L, 4-2
	4/15 at Austin Peay	W, 4-0
	4/15 at Austin Peay	W, 4-0
	4/16 Martin Methodist	W, 9-0
	4/16 Martin Methodist	W, 2-0
	4/17 Kentucky Wesleyan	L, 4-2
	4/17 Kentucky Wesleyan	W, 2-0
	4/20 5-vs. Valdosta State	W, 1-0
	4/20 5-vs. Jacksonville State	W, 2-0
	4/21 5-vs. Livingston	W, 2-1 (9)
	4/21 5-vs. Livingston	L, 6-3
	4/21 5-vs. Livingston	L, 13-3

1992		
Mellanie Surratt		
Overall: 24-19		
Date	Team	Result
	3/3 at North Alabama	W
	3/3 at North Alabama	W
	3/17 Bellarmine	W
	2/17 Bellarmine	L
	3/20 1-vs. Mississippi Univ. for Women	W
	3/20 1-vs. Martin Methodist College	L
	3/21 1-vs. North Alabama	L
	3/21 at Jacksonville State	W
	3/24 Southeast Missouri	W
	3/24 Southeast Missouri	L
	3/26 at Austin Peay	W
	3/26 at Austin Peay	W
	3/27 2-at North Alabama	W
	3/27 2-vs. Martin Methodist	W
	3/28 2-vs. Jacksonville State	W
	4/28 2-vs. Athens State	W
	4/2 at Southern Indiana	W
	4/2 at Southern Indiana	W
	4/3 3-vs. Wayne State	L
	4/3 3-vs. Athens State	L
	4/4 3-at Kentucky Wesleyan	L
	4/4 3-vs. Livingston	W

1-West Georgia Invitational, Carrollton, Ga.  
2-North Alabama Invitational, Florence, Ala.  
3-SIU Edwardsville Invitational, Edwardsville, Ill.  
4-Kentucky Wesleyan Invitational, Owensboro, Ky.  
5-Gulf South Conference Tournament, Cleveland, Miss.

1993		
Mellanie Surratt		
Overall: 11-17 • OVC: 4-12		
Date	Team	Result
	3/10 at Kentucky Wesleyan	L, 5-4
	3/12 at Lambuth	W, 4-2
	3/12 at Lambuth	L, 5-1
	3/19 1-vs. Columbus	W, 5-4
	3/19 1-vs. North Alabama	L, 6-3
	3/19 1-vs. Saint Augustine	W, 3-0
	3/20 1-at Jacksonville State	W, 1-0
	3/20 1-vs. West Georgia	W, 6-1
	3/26 * at Austin Peay	L, 3-0
	3/26 * at Austin Peay	W, 2-0
	3/29 * Southeast Missouri	L, 6-0
	4/4 * Tennessee Tech	L, 4-0
	4/4 * Tennessee Tech	L, 4-1
	4/9 * Austin Peay	L, 2-0
	4/9 * Austin Peay	W, 3-0
	4/10 * at Eastern Kentucky	L, 2-1
	4/10 * at Eastern Kentucky	W, 6-2
	4/10 * at Eastern Kentucky	L, 7-5
	4/11 * at Tennessee Tech	L, 7-2
	4/11 * at Tennessee Tech	W, 2-0
	4/13 Lambuth	W, 1-0
	4/13 Lambuth	W, 5-4
	4/18 * Middle Tennessee	L, 2-0
	4/18 * Middle Tennessee	L, 2-1
	4/20 * at Southeast Missouri	L, 3-2
	4/20 * at Southeast Missouri	L, 4-3
	4/23 2-vs. Tennessee Tech	L, 5-0
	4/23 2-vs. Austin Peay	L, 1-0

1-Jacksonville State Tournament, Jacksonville, Ala.  
2-North Alabama Tournament, Florence, Ala.  
3-Kentucky Wesleyan Invitational, Owensboro, Ky.  
4-Mississippi Univ. for Women Invitational, Columbus, Miss.  
5-Ohio Valley Conference Tournament

1994		
Mellanie Surratt		
21-20 (.512) 11-9 OVC		
Date	Team	Result
	3/11 1-vs. Belhaven	W, 1-0
	3/11 1-vs. Faulkner	W, 7-2
	3/12 1-vs. West Georgia	W, 8-0
	3/12 1-at Jacksonville State	L, 2-1
	3/14 at Chattanooga	L, 4-1
	3/14 at Chattanooga	W, 2-1
	3/15 * at Tennessee State	W, 6-1
	3/15 * at Tennessee State	W, 16-0
	3/18 vs. Central Missouri State	L, 5-1
	3/18 vs. Quincy (Ill.)	L, 2-1
	3/18 2-vs. Northeast Missouri State	L, 10-3
	3/19 2-vs. Southwest Baptist	W, 2-0
	3/19 2-at SIU Edwardsville	L, 8-5
	3/22 * Southeast Missouri	L, 8-0
	3/22 * Southeast Missouri	W, 6-5
	3/24 at Evansville	L, 3-0
	3/24 at Evansville	L, 10-2
	3/26 Chattanooga	W, 6-0
	3/26 Chattanooga	W, 6-5
	4/1 * Eastern Kentucky	L, 3-1
	4/1 * Eastern Kentucky	W, 9-3
	4/2 * Morehead State	L, 5-2
	4/2 * Morehead State	W, 11-2
	4/8 * at Morehead State	W, 6-4
	4/8 * at Morehead State	L, 7-3
	4/9 * at Eastern Kentucky	L, 5-2
	4/9 * at Eastern Kentucky	W, 1-0
	4/13 Evansville	W, 4-2
	4/13 Evansville	W, 4-0

1-Troy State Invitational, Troy, Ala.  
2-Rebel Spring Games, Kismimie, Fla.  
3-Buzz Classic, Atlanta, Ga.

1996		
Mellanie Surratt		
Overall: 20-26 • OVC: 13-11		
Date	Team	Result
	2/24 Chattanooga	L, 8-5
	2/24 Chattanooga	L, 9-1
	3/10 1-vs. Southeast Missouri	L, 5-0
	3/10 1-vs. Creighton	L, 4-3
	3/13 1-vs. Maine	L, 2-1
	3/13 1-vs. Valparaiso	W, 6-3
	3/14 1-vs. Providence	L, 4-3 (8)
	3/14 1-vs. Creighton	L, 5-4 (9)
	3/15 1-vs. St. Xavier	L, 2-1
	3/15 1-vs. Fairfield	W, 7-6
	3/21 Northeast Illinois	W, 3-1
	3/21 Northeast Illinois	L, 9-7
	3/23 * at Tennessee State	W, 9-0
	3/23 * at Tennessee State	L, 6-5
	3/24 * at Middle Tennessee	W, 3-2
	3/24 * at Middle Tennessee	L, 6-0
	3/29 1-at Georgia Tech	W, 1-0 (9)
	3/29 1-vs. North Carolina	L, 5-1
	3/30 1-vs. Wichita State	L, 6-0
	4/3 * at Austin Peay	W, 11-3
	4/3 * at Austin Peay	L, 4-1

1998		
Mellanie Surratt		
22-20-1 (.512) 11-6 OVC		
Date	Team	Result
	3/7 1-vs. Northern Iowa	L, 21-3
	3/7 1-vs. Northern Iowa	L, 14-2
	3/8 1-Northeast Illinois	L, 6-4
	3/14 2-vs. Marist	W, 5-3
	3/14 2-vs. Marist	L, 7-3
	3/15 2-vs. Yale	L, 3-2 (8)

1-Mardi Gras Classic, Monroe, La.  
2-Rebel Spring Games, Kismimie, Fla.  
3-Ohio Valley Conference Tournament, Morehead, Ky.

4/4 3-vs. Wayne State	W
4/4 3-vs. Oakland University	W
4/5 3-vs. Wayne State	L
4/5 3-vs. Wayne State	L
4/8 Austin Peay	W
4/8 Austin Peay	L
4/14 at Southeast Missouri	W
4/14 at Southeast Missouri	L
4/15 Kentucky Wesleyan	L
4/15 Kentucky Wesleyan	L
4/17 4-vs. Troy State	L
4/17 4-at Mississippi Univ. for Women	W
4/18 4-vs. Livingston	L
4/18 4-vs. Jacksonville State	W
4/18 4-vs. Mississippi College	W
4/24 5-at Southeast Missouri	L, 5-0
4/24 5-vs. Austin Peay	W, 2-0
4/25 5-vs. Morehead State	W, 10-1 (5)
4/25 5-vs. Tennessee Tech	L, 6-5 (8)
4/25 5-vs. Morehead State	W, 7-4

1-Jacksonville State Invitational, Jacksonville, Ala.  
2-North Alabama Tournament, Florence, Ala.  
3-Kentucky Wesleyan Invitational, Owensboro, Ky.  
4-Mississippi Univ. for Women Invitational, Columbus, Miss.  
5-Ohio Valley Conference Tournament

4/24	3-vs. Austin Peay	W, 2-1
4/25	5-vs. Morehead State	W, 10-1 (3)
4/25	5-vs. Tennessee Tech	L, 6-5 (8)
4/25	5-vs. Morehead State	W, 7-1

1-Jacksonville State Tournament, Jacksonville, Ala.  
2-North Alabama Tournament, Florence, Ala.  
3-Kentucky Wesleyan Invitational, Owensboro, Ky.  
4-Mississippi Univ. for Women Invitational, Columbus, Miss.  
5-Ohio Valley Conference Tournament



3/12	4-vs. George Mason	W, 4-2
3/12	4-vs. Colorado State	L, 2-0
3/13	4-vs. Maine	L, 2-0
3/13	4-vs. IPFW	W, 11-1
3/14	4-vs. Bucknell	W, 5-3
3/14	4-vs. Youngstown	W, 5-2
3/22	* at Tennessee State	L, 4-1
3/22	* at Tennessee State	W, 5-0
3/23	* at Tennessee State	W, 2-1
3/26	Ole Miss	L, 7-1
3/26	Ole Miss	L, 2-1
3/27	Lipscomb	L, 5-1
3/27	Lipscomb	W, 6-4
3/29	* Eastern Kentucky	W, 2-1
3/29	* Eastern Kentucky	W, 4-2
3/30	* Eastern Kentucky	L, 4-2
4/1	Saint Louis	L, 1-0
4/1	Saint Louis	L, 5-4
4/2	Middle Tennessee	L, 4-1
4/2	Middle Tennessee	L, 9-0
4/5	* Eastern Illinois	W, 3-2
4/5	* Eastern Illinois	W, 8-0
4/8	at Southern Illinois	L, 4-1
4/8	at Southern Illinois	L, 8-0
4/9	at Saint Louis	L, 4-1
4/9	at Saint Louis	L, 2-0
4/12	* at Morehead State	W, 3-0
4/12	* at Morehead State	W, 4-0
4/13	* at Morehead State	W, 11-0
4/15	* at Austin Peay	W, 5-4
4/15	* at Austin Peay	L, 3-2
4/18	* Tennessee Tech	L, 3-2
4/18	* Tennessee Tech	L, 7-6
4/19	* Tennessee Tech	L, 10-1
4/22	* Austin Peay	W, 4-0
4/26	* at Southeast Missouri	L, 3-0
4/26	* at Southeast Missouri	L, 5-4
4/27	* at Southeast Missouri	W, 5-1
	5-vs. Eastern Illinois	L, 6-3
	5-vs. Southeast Missouri	L, 4-3

1-Ole Miss Invitational, Oxford, Miss.  
2-Tennessee Tech Tournament, Cookeville, Tenn.  
3-Evansville Invitational, Evansville, Ind.  
4-Rebel Spring Games, Kissimme, Fla.  
5-Ohio Valley Conference Tournament, Cookeville, Tenn.

2004 Donley Canary Overall: 40-21 • OVC: 18-7		
Date	Team	Result
2/14	1-vs. Indiana State	L, 3-2
2/14	1-vs. Tulsa	L, 7-2
2/21	2-IPFW	W, 1-0
2/21	2-East Tennessee State	W, 3-2
2/21	2-Saint Louis	W, 2-1
2/22	2-Oakland	W, 9-8
2/22	2-Indiana State	L, 6-2
2/27	3-at Chattanooga	W, 5-2
2/27	3-vs. Marshall	L, 10-6
2/28	3-vs. Wisconsin	L, 11-6
2/28	3-vs. North Texas	W, 5-1
2/29	3-vs. Buffalo	W, 2-1
3/6	4-vs. Kent State (3/6)	L, 9-5
3/6	4-vs. Iowa State (3/6)	W, 5-4
3/7	4-at Louisville (3/7)	L, 12-2
3/14	5-vs. Lafayette	W, 7-0
3/14	5-vs. Fairleigh Dickinson	W, 5-3
3/15	5-vs. Yale	W, 3-2
3/15	5-vs. Columbia	W, 4-0
3/18	5-vs. Iona	W, 9-0
3/18	5-vs. Fairfield	W, 15-14
3/19	5-vs. Fairfield	L, 7-2
3/19	5-vs. Colgate	W, 3-2
3/27	* Samford	W, 6-0
3/27	* Samford	L, 1-0
3/27	* Samford	W, 3-0
4/1	Southern Illinois	L, 10-0
4/1	Southern Illinois	L, 6-2
4/3	* Tennessee Tech	L, 3-0
4/3	* Tennessee Tech	L, 2-0
4/4	* Tennessee Tech	W, 3-2
4/6	at Saint Louis	L, 5-4
4/6	at Saint Louis	L, 9-8
4/9	* at Jacksonville State	L, 10-2
4/9	* at Jacksonville State	W, 8-6
4/10	* at Jacksonville State	W, 6-3
4/14	Belmont	W, 2-0
4/14	Belmont	W, 7-0
4/17	* at Eastern Kentucky	W, 2-0
4/17	* at Eastern Kentucky	L, 4-3
4/18	* at Eastern Kentucky	L, 6-3
4/21	* Eastern Illinois	W, 9-2
4/21	* Eastern Illinois	W, 2-1
4/24	* at Tennessee State	W, 3-0
4/24	* at Tennessee State	W, 3-1

4/25	* at Tennessee State	W, 4-3
4/27	* at Southeast Missouri	L, 5-4
4/27	* at Southeast Missouri	W, 3-2
4/28	* at Eastern Illinois	W, 3-2
5/2	* Morehead State	W, 8-3
5/2	* Morehead State	W, 10-1
5/4	Mid-Continent	W, 3-0
5/4	Mid-Continent	W, 10-1
5/8	* Austin Peay	W, 4-1
5/8	* Austin Peay	W, 8-3
5/9	* Austin Peay	W, 10-2
5/13	6-vs. Southeast Missouri	W, 9-6
5/14	6-at Eastern Kentucky	L, 8-0
5/15	6-vs. Jacksonville State	W, 5-2
5/15	6-at Eastern Kentucky	W, 2-1
5/15	6-at Eastern Kentucky	L, 4-3

1-Ole Miss Tournament  
2-Hospitality House Classic, Martin, Tenn.  
3-UT Chattanooga Frost Classic, Chattanooga, Tenn.  
4-Louisville Invitational, Louisville, Ky.  
5-Rebel Spring Games, Kissimme, Fla.  
6-Ohio Valley Conference Tournament, Richmond, Ky.

2005 Donley Canary Overall: 33-22 • OVC 15-11		
Date	Team	Result
2/12	1-vs. Southern Miss	L, 6-1
2/12	1-vs. Illinois State	L, 9-0
2/12	1-vs. Louisiana-Monroe	L, 4-3
2/19	2-Butler	W, 9-0
2/29	2-Belmont	W, 9-4
2/19	2-Indiana State	L, 5-2
2/26	3-vs. Drexel	W, 7-1
2/26	3-vs. Georgia State	W, 2-0
3/5	4-vs. Indiana	W, 2-1
3/5	4-vs. Buffalo	W, 6-1
3/5	4-at Western Kentucky	L, 8-7
3/6	4-at Western Kentucky	W, 4-3
3/6	4-vs. Indiana	W, 4-3
3/13	5-vs. Bradley	W, 3-0
3/13	5-at Rider	W, 4-0
3/14	5-vs. Youngstown	L, 3-4
3/15	5-vs. Yale	W, 3-1
3/15	5-vs. Butler	W, 7-0
3/16	5-vs. Cleveland State	W, 8-4
3/19	* Southeast Missouri	W, 5-2
3/19	* Southeast Missouri	W, 2-0
3/20	* Southeast Missouri	L, 6-3
3/25	* at Tennessee State	W, 9-3
3/25	* at Tennessee State	W, 3-0
3/26	* at Tennessee State	W, 9-0
3/30	at Mississippi Valley State	W, 3-2
3/30	at Mississippi Valley State	W, 7-2
4/2	* Tennessee Tech	W, 2-1
4/2	* Tennessee Tech	L, 8-3
4/3	* Tennessee Tech	W, 2-1
4/9	* Morehead State	L, 1-4
4/9	* Morehead State	W, 6-3
4/10	* Morehead State	W, 3-1
4/14	Mississippi Valley State	W, 8-0
4/14	Mississippi Valley State	L, 3-1
4/16	* at Eastern Kentucky	L, 3-0
4/16	* at Eastern Kentucky	L, 7-4
4/17	* at Eastern Kentucky	W, 7-2
4/19	at Saint Louis	L, 1-0
4/19	at Saint Louis	L, 3-2
4/21	* Austin Peay	W, 9-2
4/21	* Austin Peay	L, 5-0
4/23	* Jacksonville State	L, 11-2
4/23	* Jacksonville State	L, 8-0
4/24	* Jacksonville State	L, 5-4
5/2	* at Samford	L, 1-0
5/2	* at Samford	W, 4-0
5/3	* at Samford	L, 3-2
5/7	* at Eastern Illinois	W, 3-0
5/7	* at Eastern Illinois	W, 2-1
5/8	* at Eastern Illinois	W, 7-0
5/12	6-vs. Southeast Missouri	W, 3-2
5/12	6-at Jacksonville State	L, 11-4
5/13	6-vs. Eastern Kentucky	W, 8-0
5/13	6-vs. Southeast Missouri	L, 4-1

1-Southeast Louisiana Tournament, Hammond, La.  
2-MTSU Invitational, Murfreesboro, Tenn.  
3-UT Chattanooga Frost Classic, Chattanooga, Tenn.  
4-Rebel Spring Games, Kissimme, Fla.  
5-Ohio Valley Conference Tournament, Cookeville, Tenn.

2007 Donley Canary Overall: 30-33 • OVC: 14-12		
Date	Team	Result
2/9	1-vs. Troy	L, 5-2
2/10	1-at Southeastern Louisiana	L, 4-2
2/10	1-vs. Louisiana-Monroe	W, 5-4
2/10	1-vs. Mississippi Valley State	W, 9-4
2/11	1-vs. Southern	W, 9-1
2/21	vs. Mid-Continent	W, 7-0
2/21	vs. Mid-Continent	W, 10-0
2/23	2-vs. Colgate	W, 8-0
2/23	2-at Northwestern State	L, 4-2
2/24	2-vs. Alcorn State	W, 14-3
2/24	2-vs. No.14 Louisiana-Lafayette	L, 5-0
2/25	2-at Northwestern State	W, 7-5
2/25	2-vs. No.9 Louisiana-Lafayette	L, 9-1
3/2	3-vs. Illinois-Chicago	L, 1-0
3/3	3-vs. Mississippi State	L, 6-5
3/3	3-at Chattanooga	L, 7-1
3/4	3-vs. Toledo	W, 13-8
3/4	3-vs. Oakland University	W, 7-4
3/9	vs. Dakota Wesleyan	W, 9-0
3/10	at Loyola Marymount	L, 6-5

1-Ole Miss Invitational, Oxford, Miss.  
2-Hospitality House Classic, Martin, Tenn.  
3-GSU First Pitch Classic, Atlanta, Ga.  
4-Western Kentucky Classic, Bowling Green, Ky.  
5-Rebel Spring Games, Kissimme, Fla.  
6-Ohio Valley Conference Tournament, Jacksonville, Ala.

2006 Donley Canary Overall: 35-26-1 • OVC: 15-12		
Date	Team	Result
2/11	1-vs. Southern	W, 5-2
2/11	1-vs. Jackson State	W, 15-9
2/11	1-at Southeastern Louisiana	W, 5-2
2/12	1-vs. Alcorn State	W, 6-0
2/12	1-vs. Northern Colorado	W, 7-2
2/22	at Evansville	L, 13-0
2/22	at Evansville	L, 4-2
2/25	2-at Middle Tennessee	W, 6-2
2/25	2-vs. Lipscomb	L, 8-3
2/25	2-vs. Syracuse	L, 6-3
2/26	2-vs. Loyola-Chicago	W, 12-0
2/28	Middle Tennessee	L, 6-4
2/28	Middle Tennessee	T, 1-1
3/3	3-vs. North Florida	L, 8-7
3/3	3-vs. Indiana	L, 5-4
3/4	3-at Chattanooga	L, 5-2
3/5	3-vs. Middle Tennessee	W, 5-4
3/5	3-vs. Bradley	L, 4-2
3/12	4-vs. Dayton	W, 5-1
3/12	4-vs. Colgate	W, 3-2
3/13	4-vs. Wagner	W, 2-1
3/13	4-vs. Army	W, 8-2
3/14	4-vs. Maine	W, 4-0
3-14	4-vs. George Washington	W, 2-1
3-15	4-vs. Fairleigh-Dickinson	W, 3-0
3/15	4-vs. Butler	L, 3-2
3/18	* Eastern Illinois	L, 4-2
3/18	* Eastern Illinois	W, 4-3
3/19	* Eastern Illinois	L, 4-0
3/23	* Austin Peay	W, 3-2
3/23	* Austin Peay	W, 4-1
3/25	* at Southeast Missouri	W, 2-1
3/25	* at Southeast Missouri	L, 2-1
3/26	* at Southeast Missouri	L, 3-1
3/29	at Southern Illinois	L, 3-0
3/29	at Southern Illinois	L, 6-3
4/1	* Tennessee State	W, 6-1
4/1	* Tennessee State	W, 10-2
4/2	* Tennessee State	W, 2-1
4/5	Memphis	W, 6-2
4/5	Memphis	W, 1-0
4/8	* at Tennessee Tech	L, 9-1
4/8	* at Tennessee Tech	L, 5-2
4/9	* at Tennessee Tech	L, 4-0
4/12	Saint Louis	W, 3-0
4/12	Saint Louis	W, 1-0
4/14	* at Morehead State	W, 3-0
4/14	* at Morehead State	W, 5-1
4/15	* at Morehead State	W, 7-2
4/20	* at Austin Peay	L, 2-1
4/22	* Eastern Kentucky	W, 1-0
4/22	* Eastern Kentucky	W, 1-0
4/23	* Eastern Kentucky	W, 7-1
4/29	* at Jacksonville State	L, 6-4
4/29	* at Jacksonville State	L, 4-1
4/30	* at Jacksonville State	L, 3-2
5/2	at Saint Louis	W, 6-2
5/6	* Samford	W, 5-2
5/6	* Samford	W, 2-0
5/7	* Samford	L, 3-1
5/11	5-Southeast Missouri	L, 3-0
5/12	5-Jacksonville State	L, 9-2

1-Southeast Louisiana Tournament, Hammond, La.  
2-MTSU Invitational, Murfreesboro, Tenn.  
3-UT Chattanooga Frost Classic, Chattanooga, Tenn.  
4-Rebel Spring Games, Kissimme, Fla.  
5-Ohio Valley Conference Tournament, Cookeville, Tenn.

2007 Donley Canary Overall: 30-33 • OVC: 14-12		
Date	Team	Result
2/9	1-vs. Troy	L, 5-2
2/10	1-at Southeastern Louisiana	L, 4-2
2/10	1-vs. Louisiana-Monroe	W, 5-4
2/10	1-vs. Mississippi Valley State	W, 9-4
2/11	1-vs. Southern	W, 9-1
2/21	vs. Mid-Continent	W, 7-0
2/21	vs. Mid-Continent	W, 10-0
2/23	2-vs. Colgate	W, 8-0
2/23	2-at Northwestern State	L, 4-2
2/24	2-vs. Alcorn State	W, 14-3
2/24	2-vs. No.14 Louisiana-Lafayette	L, 5-0
2/25	2-at Northwestern State	W, 7-5
2/25	2-vs. No.9 Louisiana-Lafayette	L, 9-1
3/2	3-vs. Illinois-Chicago	L, 1-0
3/3	3-vs. Mississippi State	L, 6-5
3/3	3-at Chattanooga	L, 7-1
3/4	3-vs. Toledo	W, 13-8
3/4	3-vs. Oakland University	W, 7-4
3/9	vs. Dakota Wesleyan	W, 9-0
3/10	at Loyola Marymount	L, 6-5

YEARLY RECORDS


3/10	at Loyola Marymount	L, 4-2
3/11	at San Diego	L, 5-3
3/11	at San Diego	L, 4-3
3/12	at Northridge	W, 5-3
3/12	at Northridge	L, 2-0
3/17	* at Eastern Kentucky	L, 4-3
3/17	* at Eastern Kentucky	L, 5-3
3/18	* at Eastern Kentucky	W, 4-0
3/20	Bradley	L, 1-0
3/24	* Tennessee Tech	L, 6-4
3/24	* Tennessee Tech	L, 6-3
3/25	* Tennessee Tech	W, 2-1
3/28	at Memphis	L, 7-4
3/28	at Memphis	L, 2-1
3/31	* Morehead State	W, 1-0
3/31	* Morehead State	L, 4-1
4/1	* Morehead State	W, 2-1
4/4	Saint Louis	W, 3-1
4/4	Saint Louis	W, 3-0
4/6	* at Samford	L, 3-1
4/6	* at Samford	L, 5-3
4/7	* at Samford	W, 7-2
4/10	* Austin Peay	W, 1-0
4/10	* Austin Peay	W, 7-6
4/15	* at Eastern Illinois	W, 5-0
4/15	* at Eastern Illinois	W, 4-3
4/18	No. 20 Southern Illinois	L, 4-0
4/18	No. 20 Southern Illinois	L, 9-0
4/21	* Southeast Missouri	L, 3-1
4/21	* Southeast Missouri	W, 4-2
4/22	* Southeast Missouri	L, 6-5
4/24	Central Arkansas	L, 4-1
4/24	Central Arkansas	W, 5-2
4/26	* at Austin Peay	W, 3-1
4/28	* Jacksonville State	L, 7-4
4/28	* Jacksonville State	L, 6-3
4/29	* Jacksonville State	L, 7-3
5/5	* at Tennessee State	W, 4-3
5/5	* at Tennessee State	W, 3-0
5/6	* at Tennessee State	W, 4-0
5/10	4-vs. Eastern Kentucky	W, 4-0
5/10	4-vs. Tennessee Tech	L, 6-0
5/11	4-vs. Samford	L, 1-4

1-Southeastern Louisiana Lion Classic, Hammond, La.  
2-Northwestern State Invitational, Natchitoches, La.  
3-UT Chattanooga Frost Classic, Chattanooga, Tenn.  
4-Ohio Valley Conference Tournament, Cookeville, Tenn.


2008		
Donley Canary		
Overall: 28-27 • OVC: 10-12		
Date	Team	Result
2/9	1-vs. Lipscomb	W, 4-3
2/9	1-at Georgia State	L, 3-4 (8)
2/10	1-vs. No. 17 Georgia Tech	L, 0-2
2/10	1-at Georgia State	L, 6-0
2/16	2-vs. Saint Louis	W, 4-3
2/16	2-vs. Alcorn State	W, 4-0
2/16	2-vs. Southern	L, 7-9
2/23	3-at Middle Tennessee	L, 1-5
2/23	3-vs. No. 30 Southern Illinois	L, 14-1
2/24	3-vs. Belmont	W, 3-1
2/24	3-at Middle Tennessee	W, 4-2
3/1	4-vs. Dartmouth	W, 6-5
3/1	4-vs. Ball State	W, 4-3
3/1	4-vs. Indiana State	W, 3-1
3/2	4-vs. Minnesota	L, 0-6
3/2	4-vs. Northern Iowa	L, 10-2
3/8	5-vs. Sacred Heart	L, 3-4
3/8	5-vs. IPFW	W, 9-0
3/9	5-vs. Yale	W, 8-3
3/9	5-vs. Pennsylvania	L, 1-4
3/10	5-vs. Monmouth	L, 2-3
3/10	5-vs. Monmouth	W, 1-0
3/11	5-vs. Butler	W, 3-1
3/11	5-vs. Pennsylvania	L, 4-6
3/15	*at Morehead State	W, 3-2 (9)
3/21	*at Jacksonville State	L, 2-5
3/21	*at Jacksonville State	L, 0-8
3/22	*at Jacksonville State	L, 3-6
3/25	*at Austin Peay	W, 14-3
3/25	*at Austin Peay	W, 8-3
3/29	*Eastern Illinois	L, 4-5 (10)
4/2	Evansville	L, 1-10
4/6	*at Tennessee Tech	W, 2-1 (5)
4/6	*at Tennessee Tech	W, 0-1 (5)
4/9	Memphis	L, 4-6
4/9	Memphis	L, 2-3
4/12	*Eastern Kentucky	L, 5-1 (5)
4/12	*Eastern Kentucky	L, 2-3 (5)
4/13	*Eastern Kentucky	L, 0-6
4/16	Middle Tennessee	W, 5-3
4/16	Middle Tennessee	W, 1-0
4/19	*Tennessee State	W, 2-1
4/19	*Tennessee State	W, 6-3
4/20	*Tennessee State	W, 3-1



SKYHAWK ATHLETICS



**Above:** Lester Hudson became the first Skyhawk in history to be selected in the NBA Draft when he was drafted by the Boston Celtics in 2009. A two-time Ohio Valley Conference Male Athlete of the Year, he led the UT Martin men's basketball team to its first-ever OVC regular season championship in 2008-09. The only player in NCAA Division-I history to accumulate a quadruple-double, he has suited up for the NBA's Boston Celtics (2009-10), Memphis Grizzlies (2009-10, 2011-12), Washington Wizards (2010-11) and Cleveland Cavaliers (2011-12) since graduating from UT Martin.




**Above:** In 2011, Skyhawk junior Kasey Elswick amassed 852 digs, a single-season NCAA Division-I record. For her efforts, she was named the 2011 OVC Defensive Player of the Year for the second consecutive season.

**Below:** The 2012 UT Martin softball team swept both the OVC regular season and tournament championships, capping off the program's fourth title since 2009. In the NCAA Tournament, UT Martin went toe-to-toe with eventual national champion Alabama. The Skyhawks were paced by the league's Player of the Year (Leah Taylor), Pitcher of the Year (Chelsea Jones) and Coach of the Year (Donley Canary).



**Above:** The Skyhawk women's basketball team clinched their third straight NCAA Tournament appearance. UT Martin was the only school in the country to place a pair of players in the Top 10 nationally in scoring with Jasmine Newsome ranking fifth (22.6 ppg) and Heather Butler in sixth (22.4 ppg). Butler set new NCAA records by hitting a three-pointer in 33 straight games in 2012-13 and 80 consecutive games overall.



**Left:** Skyhawk senior pitcher Dan Tobik was selected by the Los Angeles Angels of Anaheim in the 39th round of the 2013 MLB Draft. That marked the third straight season that a UT Martin baseball player had been chosen, as the Kansas City Royals selected Alex Mills in the 22nd round in 2012 and Washington Nationals picked Trey Karlen in the 33rd round in 2011.

UT MARTIN'S OVC CHAMPIONSHIPS  
(since 2000)

- Volleyball (2001)
- Volleyball (2002)\*\*
- Women's Tennis (2005)
- Football (2006)
- Women's Tennis (2006)
- Men's Basketball (2009)
- Softball (2009)\*
- Soccer (2009)
- Softball (2010)
- Women's Basketball (2011)\*
- Women's Tennis (2011)
- Soccer (2011)\*
- Women's Basketball (2012)\*\*
- Softball (2012)\*\*
- Soccer (2012)\*\*
- Women's Basketball (2013)\*
- Soccer (2013)

\*OVC Tournament Championship  
\*\*Team Won OVC Regular-Season and Tournament Titles



**Below:** Head coach Phil McNamara and the UT Martin soccer team won its' second consecutive Ohio Valley Conference season championship in 2013. Overall, the Skyhawk soccer team won four consecutive championships handed out by the OVC with back-to-back OVC season and tournament titles from 2011-13.



# ATHLETIC TRAINING ROOM

With three Skyhawk training room locations throughout the UT Martin athletic facilities, student-athletes can be assured of receiving the best medical attention and rehabilitation available. The primary athletic training room facilities are located in the Skyhawk Fieldhouse. There are also satellite athletic training room locations in the Bob Carroll Football Building and near Pat Head Summitt Court in Skyhawk Arena.


The Skyhawk Fieldhouse athletic training room was renovated in 2007 as part of a \$1.9 million dollar renovation of the entire Skyhawk Fieldhouse and Kathleen and Tom Elam Center. Included in the renovation was an updated whirlpool rehabilitation room where student-athletes can receive aqua rehabilitation and treatment. The athletic training room also contains multiple examination stations with the latest in rehabilitation equipment.

The athletic training staff uses a comprehensive approach to the injury care and wellness of student-athletes by utilizing state-of-the-art diagnostic and treatment equipment with the latest methods in the care and prevention of injuries.

Assistant Athletic Director Bart Belew is in his twelfth year as head athletic trainer. Belew, a UT Martin graduate, went on to earn a master's degree and serve as a graduate assistant at Ole Miss where he worked with both the football and baseball programs before a stint at Freed-Hardeman led him to a return to his alma mater in 2000 as the head athletic trainer.

The athletic training staff is surrounded by many qualified and generous team doctors, through a partnership with Sports Orthopedic and Spine of Jackson, Tenn. Dr. G. Bradford Wright, MD, and Dr. Steve Houseworth, MD, serve as the primary team physicians and are directly responsible for the orthopedic needs of UT Martin student-athletes. Dr. Wright has previously worked as team physician with the US Olympic Track & Field teams, Jackson Generals and Memphis Riverkings while Dr. Houseworth has served as a team physician for Louisiana Tech University.

The athletic training staff is one support group that the athletic teams cannot do without. They are responsible for staffing all practices and games as well as handling the day-to-day rehabilitation of injured or post-surgery student-athletes.



Bart Belew



Katherine Malik



Retta Riley



Tamika Donaldson



# STRENGTH & CONDITIONING FACILITIES



## ***SKYHAWK STRENGTH & CONDITIONING***

The UT Martin strength and conditioning facilities are for the exclusive use of Skyhawk student-athletes as they train for competition.

Sport specific workouts are designed and supervised at all times by one or more members of the strength and conditioning staff. Each student-athlete is placed in to respective developmental levels according to individual ability and specific regiments are then prescribed and continuously changed based on individual aptitude.

The Skyhawk strength and conditioning philosophy is multi-faceted with a primary emphasis on reducing injuries during the season.

The 3,500 square-foot Skyhawk weight room, located on the second level of Skyhawk Fieldhouse, includes Hammer Strength and Life Fitness machines and weights. This state-of-the-art facility is equipped with modern equipment ranging from self contained Power Lift multi-racks with 6x8 platforms, Olympic lifting bars, a complete line of rubber coated TGX dumbbells, a variety of glute/ham stations, a huge plyometric/medicine ball area, and various other supplemental pieces. The facility offers an unlimited variety of movements and exercises for the student-athlete.

The Skyhawk weight room allows for large enough groups so the student-athletes can train concurrently optimizing efficiency and effectiveness but, small enough to receive individual direction.







## THE UNIVERSITY OF TENNESSEE AT MARTIN

- |   |   |
|---|---|
| 1. Bettye Giles Field (softball)          | 10. Prentice Cooper Hall                    |
| 2. Pacer Pond                             | 11. Frank Clement Hall                      |
| 3. Fitness Trail                          | 12. Skyhawk Dining Services                 |
| 4. James C. Henson Tennis Center          | 13. Ed and Carolyn Boling University Center |
| 5. Gordon Browning Hall                   | 14. Paul Meek Library                       |
| 6. Buford Ellington Hall                  | 15. Crisp Hall                              |
| 7. University Village Apartments Phase II | 16. Andy N. Holt Humanities Building        |
| 8. University Village Apartments Phase I  | 17. Sociology Building                      |
| 9. Student Health Center                  |   |

- |  |
|--|
| 18. Communications Building            |
| 19. Business Administration Building   |
| 20. Cecil M. and Boyce A. Gooch Hall   |
| 21. Holland McCombs Center             |
| 22. Hall-Moody Administration Building |
| 23. Quadrangle                         |
| 24. Brehm Hall                         |
| 25. Fine Arts Building                 |
| 26. Joseph E. Johnson EPS Building     |

## CAMPUS MAP

- |   |                               |
|---|-------------------------------|
| 27. Skyhawk Tennis Complex              | 36. Student Life Center       |
| 28. Margaret N. Perry Children's Center | 37. Grove Apartments          |
| 29. Skyhawk Baseball Field              | 38. Skyhawk Soccer Field      |
| 30. Skyhawk Track                       | 39. Student Recreation Center |
| 31. Kathleen and Tom Elam Center        | 40. Skyhawk Park              |
| 32. Skyhawk Fieldhouse                  |                               |
| 33. Alumni Center                       |                               |
| 34. Hardy M. Graham Stadium             |                               |
| 35. Bob Carroll Football Building       |                               |

\*To the far right, off the map:  
Agriculture and Natural Resources Teaching  
Complex, Power Generation Facility and the  
West Tennessee Animal Disease Diagnostic  
Laboratory



STARTING LINEUP

SKIPPY ROSTER

COACHING STAFF

SEASON PREVIEW

2013 REVIEW

RECORD BOOK

THIS IS UT MARTIN

# UT MARTIN OFFERS HIGH QUALITY ACADEMICS

- One hundred percent of UT Martin engineering graduates have passed the national Fundamentals of Engineering Exam required for licensure. UT Martin's average exam scores continue to exceed national levels.
- UT Martin nursing graduates continue to have one of the highest passage rates in Tennessee on the NCLEX Exam. In 2008, 100 percent of UT Martin students who took the RN licensure exam passed.
- UT Martin applicants for veterinary school have a high acceptance rate.
- Almost 77 percent of UT Martin full-time faculty hold terminal degrees in their respective areas of expertise. Many are recognized by professional organizations and others as some of the top educators, not only in Tennessee, but also in the nation.
- UT Martin finance students are among the top long-term performers in the Tennessee Valley Authority's annual Investment Challenge Program since its inception. Over the past three years, the UT Martin program has outperformed the returns of the Investment Challenge Program and the S&P 500 Index.
- The Department of History and Philosophy has expanded and internationalized its curriculum by adding courses on Latin America, Mexico, Africa, the Middle East and Asia.
- UT Martin operates study-abroad programs with partner universities in Canada (the University of Quebec at Chicoutimi, the University of New Brunswick at Saint John, Olds College), France (the University of Orleans), Germany (the Technical University of Braunschweig), Japan (Hirosaki University, Hiroshima Jogaquin University), and Spain (the University of Castilla LaMancha).
- UT Martin faculty and staff take students on approximately 15 travel-study trips each year to destinations throughout the U.S. and the world.



STARTING LINEUP

SKIPPY ROSTER

COACHING STAFF

SEASON PREVIEW

2013 REVIEW

RECORD BOOK

THIS IS UT MARTIN



STARTING LINEUP  
SKIPPY ROSTER  
COACHING STAFF  
SEASON PREVIEW  
2013 REVIEW  
RECORD BOOK  
THIS IS UT MARTIN



# UT MARTIN RESIDENCE LIFE

Whether living in campus residence halls or University Village apartment-style housing, the university's residential experience is one of close-knit communities, access to technology, accessibility to class, campus events and dining facilities.

When you choose to live on the UT Martin campus, you're choosing more than just living quarters. You're selecting a location that will help you benefit from college experiences, and you'll increase your chances of graduating.

UT Martin provides a staff of resident directors and advisers whose purpose is to attend to the needs of student residents. Campus health services, a fitness center, food services, the bookstore, swimming pool, libraries, computer labs, gymnasiums and recreational facilities are within walking distance.

Hall associations plan and organize intramurals, social activities, lectures, discussions, and hall and campus competitions.

University Village (A-E) offers two-, three- and four-bedroom apartment-style living for almost 400 students. Each fully-furnished apartment offers private bedrooms, private baths, full kitchens, washers and dryers and wireless Internet in each apartment.

University Village, Phase II (F-H) offers one-, two-, three- and four-bedroom apartment-style living. All three four-story buildings are elevator-equipped. Each apartment is fully furnished and features private bedrooms, kitchenette with refrigerator and two-burner cook top, a stack-unit washer/dryer and wireless Internet. all enough to receive individual direction.

STARTING LINEUP  
SKIPPY ROSTER  
COACHING STAFF  
SEASON PREVIEW  
2013 REVIEW  
RECORD BOOK  
THIS IS UT MARTIN



STARTING LINEUP

SKYHAWK ROSTER

COACHING STAFF

SEASON PREVIEW

2013 REVIEW

RECORD BOOK

THIS IS UT MARTIN



—Pat Head Summitt  
Tennessee Lady Vols  
Head Coach Emeritus

• Dr. Margaret Perry ('61) is chancellor emeritus of the University of Tennessee at Martin and was the first female head of a Tennessee four-year college or university.

• Dr. Shirley Raines ('67) is president of the University of Memphis.

• Dr. Nick Dunagan ('68) is chancellor emeritus of The University of Tennessee at Martin.

• Houston Gordon ('68) is a former UT Board of Trustees member and an attorney in Covington, Tenn.

• Dr. C. Pat Taylor ('68) is president of Southwest Baptist University in Missouri.

• Lin Dunn ('69) is the head coach for the Indiana Fever, winning the WNBA championship in 2012

• Leonard Hamilton ('71) is head coach of the Florida State University men's basketball team.

• Pat Summitt ('74) is head coach emeritus of the eight-time national champion Lady Vols basketball team.

• Dr. Christy Shaffer ('81) is president and CEO of Inspire Pharmaceuticals, Inc., in Durham, N.C.

• Stan Bell ('85) is a well-known radio personality in Memphis.

• Jerry Reese ('87, '88) is senior vice president and general manager of the NFL's New York Giants.



—Lin Dunn  
Indiana Fever  
Head Basketball Coach

Bill Rhodes -  
Auto Zone  
Chairman, President and CEO



"My experience at UT Martin was incredible! The relationships I built with the faculty and staff remain strong today. They made a huge impact on my life, as did my sorority sisters, who to this day are some of my closest friends. I cherish the time I spent at UT Martin."

- Charlie Neese ('92) is a meteorologist at News Channel 5 in Nashville.
- Bill Rhodes ('87) is the chairman, president and CEO of AutoZone.
- Tasha Blakney ('96) is attorney and partner at Eldridge and Blakney, P.C., in Knoxville, Tenn.
- Trent Latta ('98) is principal and COO at Structural Affiliates International, Inc., in Nashville, Tenn.
- Dr. Amanda Raley Lowery ('02) is the first UT Martin engineering student to earn a doctoral degree and is a research associate in the Vanderbilt University Department of Biomedical Engineering.



# Ohio Valley Conference

Now in its 66th year, the Ohio Valley Conference continues to build on the success that has made it the nation's eighth-oldest NCAA Division I conference.

In May 2011 the Conference expanded for the second time in four years, adding Belmont University which began competition in the 2012-13 academic year. The addition of Belmont gave the OVC 12 members, the most the league has had at one time in its illustrious history. The move added a second team in the city of Nashville and was the first addition to the league since Southern Illinois University Edwardsville joined in 2008. Subsequently, the league has shown its stability over the past decade, seeing only one member institution depart over the past 13 years.

The 2009-10 school year saw a change in leadership as Beth DeBauche was named the seventh full-time Commissioner in league history on July 28, 2009. She is currently one of just six females to be the head of a Division I conference, and one of just nine to lead a Division I conference all-time. The last three commissioners of the OVC have moved onto jobs as the commissioner of the Big Ten, Big 12 and the Mid-American Conferences.

The OVC's proud history dates back to 1948, but seeds for the new league were actually planted in 1941. It was then that Roy Stewart, the athletics director at Murray State, Charles "Turkey" Hughes, the athletics director at Eastern Kentucky, and Kelly Thompson, the public relations director at Western Kentucky, first broached the idea of forming a new conference. Discussions were put on hold by World War II, but reemerged Feb. 27-28, 1948 at the Kentucky Hotel in Louisville as the three original institutions combined with Morehead State, Louisville and Evansville to form the OVC.

In the 1950s, the OVC became a pioneer on a much more significant scale socially. During times of racial segregation, league member Morehead State became one of the first non-traditionally black mid-southern institutions to accept a black student. In 1958 Marshall Banks earned athletically-related aid at Morehead, which signed a second black athlete, Howard Murphy, a year later. In 1961 Murphy earned all-conference recognition as a halfback in football. With racial barriers broken, the rest of the institutions in the league began to provide educational and athletic opportunities to African-Americans.

After Title IX legislation passed in 1972, women's athletics began a rebirth on the national scene as the NCAA began sponsoring and marketing women's sports. Recognizing the need to provide increased opportunities for female athletes, the OVC began formulating plans for women's athletics in 1975 and

established women's championships in the sports of basketball, tennis and track in 1977, with cross country and volleyball added over the next four years. Those sports were initially governed by the Association of Intercollegiate Athletics for Women (IAIW), but the overall strength of women's programs in the league was demonstrated by the automatic bids the OVC instantly received when the NCAA became the governing body in 1982. The conference added women's golf and softball in 1994 and women's soccer in 1998.

Women's basketball in the OVC has been dominated by Tennessee Tech, which has won or shared 18 regular-season titles and owns nine OVC Tournament crowns. In fact, the Golden Eagles have reached the championship game of the OVC Tournament 22 times in the past 32 years. Although Tennessee Tech remains the standard-bearer, five other teams have won 13 of the last 20 OVC Tournaments. UT Martin became the latest program to add its name to the list, capturing its first OVC Tournament title in 2011 and also winning championships in 2012 and 2013. The Skyhawks were the first team to three-peat since Austin Peay won four-straight titles from 2000-03. Austin Peay leads the remaining teams with seven crowns while Tennessee State, Eastern Kentucky, Murray State and Southeast Missouri each have won titles during that span.

Several coaches have made their mark in the history of OVC women's basketball. Former Tennessee Tech coach Marynell Meadors posted an amazing 363-139 (72.3%) record at Tech, becoming the first woman in NCAA or AIAW history to win 300 games at the same institution, while former Tennessee State skipper Teresa Phillips earned National Coach of the Year honors from USA Today in 1990 for turning around the Lady Tigers' program before going on to lead TSU to the NCAA Tournament in 1994 and 1995. Tennessee Tech coach Bill Worrell capped a stellar 20-year career in 2005-06 and was inducted into the OVC Hall of Fame in 2007; he compiled a 408-190 record while leading the Golden Eagles to an unprecedented 16 OVC regular-season titles and eight NCAA Tournament appearances, including five straight from 1989-93. Larry Joe Inman, who retired at the conclusion of the 2007-08 season and was inducted into the OVC Hall of Fame in 2009, won more than 100 games at both Middle Tennessee and Eastern Kentucky, and earned OVC Coach of the Year honors a record eight times - five times at ECU and three at MTSU. In 2012-13 Inman came out of retirement to take the Tennessee State job.

Many great players have graced the hardwood over the years, including former OVC Players of the Year Brooke Armistead and Gerlonda Hardin from Austin Peay, Pam Chambers, Jerilyn Harper, Cheryl Taylor, Angela Moorehead,

Roschelle Vaughn, Diane Seng, Janet Holt and Emily Christian from Tennessee Tech; Morehead State's Donna Murphy, Priscilla Blackford and Chynna Bozeman; Eastern Kentucky's Kim Mays; Southeast Missouri's Gray C. Harris; and Murray State's Ashley Hayes.

Bozeman finished her collegiate career in 2010-11 by winning her second consecutive OVC Player of the Year award. Her 2,170 points ranks her eighth all-time in OVC history, her 377 made career 3-pointers is first in OVC history and sixth in NCAA history and her 1,096 career 3-point attempts ranks first in OVC history and second in NCAA history.

Morehead State center Brittany Pittman set new school, league and NCAA standards for blocked shots in 2008-09. Pittman swatted 164 shots during the season, setting a new NCAA single-season record (which has since been broken). During the campaign, only her second with the Eagles, she also set career block records for both Morehead State and the OVC (287).

In 2012-13 the UT Martin duo of Jasmine Newsome and Heather Butler finished fifth and sixth nationally among NCAA scoring leaders. Newsome, the 2012 and 2013 OVC Player of the Year, averaged 22.6 points per game on the way to All-American honors while Butler averaged 22.4 points per contest. Butler set a NCAA record during the season by connecting on a 3-pointer in her 80th-straight game.

The league also had another historical moment in November 2008 when the NCAA awarded Nashville the 2014 NCAA Women's Division I Final Four. The OVC will serve as the host of the prestigious event, which is one of the biggest sporting events the city of Nashville can host. The event will be held April 6 & 8 at Bridgestone Arena in downtown Nashville.

The OVC sponsors the following sports: baseball, basketball, cross country, football, golf, tennis and track for men, and basketball, cross country, golf, soccer, softball, tennis, track and volleyball for women. In addition, the OVC also sponsors the combined men's and women's sport of rifle.

Now in its seventh decade of competition, the OVC has grown significantly from its humble beginnings while increasing the number of athletics opportunities it provides for students. Current league representatives include charter members Eastern Kentucky University, Morehead State University and Murray State University, along with Austin Peay State University, Belmont University, Eastern Illinois University, Jacksonville State University, Southeast Missouri State University, Southern Illinois University Edwardsville, Tennessee State University, Tennessee Technological University and the University of Tennessee at Martin.



<b>BETH DeBAUCHE</b> Commissioner	<b>BRAD WALKER</b> Associate Commissioner/ Operations	<b>JENNIFER GIBBS</b> Assistant Commissioner/ Championships	<b>KYLE SCHWARTZ</b> Assistant Commissioner/ Media Relations	<b>BRIAN PULLEY</b> Assistant Commissioner/ External Affairs	<b>MATT BANKER</b> Assistant Commissioner/ Institutional Services	<b>HEATHER BROWN</b> Director/ Media Relations	<b>JON KUKA</b> Director/ OVC Sport Properties	<b>MIKE DIRMANN</b> Director/ OVC Sport Properties	<b>JENNY KULCHAR</b> Administrative Assistant
--------------------------------------	--	--	---	---	---	--	---	---	---



STARTING LINEUP

SKYHAWK ROSTER

COACHING STAFF

SEASON PREVIEW

2013 REVIEW

RECORD BOOK

THIS IS UT MARTIN

STARTING LINEUP

SKYHAWK ROSTER


COACHING STAFF

SEASON PREVIEW

2013 REVIEW

RECORD BOOK

THIS IS UT MARTIN



# JULIO FREIRE

## ATHLETICS DIRECTOR

### FIRST YEAR

Julio Freire, formerly the assistant/associate athletics director for development at the University of Nevada, Las Vegas, was formally introduced as the 12th athletics director in University of Tennessee at Martin history on Jan. 13, 2014. He succeeds Phil Dane, who retired on Dec. 31, 2013 after 34 years of service at UT Martin, the last 14 of which were as athletics director.

“At certain times, certain individuals rise to the top and that’s really what happened in this case,” UT Martin Chancellor Dr. Tom Rakes said of the athletics director search. “Julio demonstrates an understanding of protocol and team spirit necessary for this type of position. He also exhibits a level of energy and understanding of how to interact with a whole cross section of individuals. He has seen the intricacies of Division-I athletics and we are fortunate to have him here.”

“It’s such an exciting day for the future of Skyhawk nation,” OVC Commissioner Beth DeBauche said. “I am absolutely delighted for the opportunity to work with Julio and to get to work with his family as we move forward. There are some exciting things going on in the OVC and it’s the perfect time to be joining the league. I know Julio brings the right energy, excitement, vision and knowledge to really be a contributor to this fine conference.”

Freire stressed three messages at his introductory press conference, noting that he had a plan for comprehensive excellence, he would remain focused on the student-athlete and he would engage the community in a meaningful way.

“In 2014, we will embrace the spirit of planning for comprehensive excellence, all in support of the mission of the University of Tennessee at Martin,” Freire said. “Our plan for excellence will allow us to build upon the department’s history and traditions. With this plan, we will guide and support our student-athletes as they aspire to reach their fullest potential academically, athletically and socially.”



*“In 2014, we will embrace the spirit of planning for comprehensive excellence, all in support of the mission of the University of Tennessee at Martin. Our plan for excellence will allow us to build upon the department’s history and traditions. With this plan, we will guide and support our student-athletes as they aspire to reach their fullest potential academically, athletically and socially.”*

-Julio Freire

“We will embrace high ideals that a UT Martin student-athlete should be leaving this great university with a meaningful degree and had been in position to compete for championships,” Freire said. “Everyone on my staff throughout the department and throughout the university will know that the academic achievement of our student-athletes is our top priority. It is my intent to have us all represent this institution with the highest degree of integrity at all times.”

“We will work to communicate a plan that will focus on the well-being of our student-athletes,” Freire said. “This plan will be shared within our community, with university leaders, with the academic community, with alumni and fans. We will be inviting them all to be part of our plans and part of our success. I believe that community engagement must extend beyond the campus border, beyond the city limits and beyond the great state of Tennessee.”

Freire brings 22 years of experience within intercollegiate athletics and educational settings to UT Martin. He most recently worked under athletics director Jim Livengood at the University of Nevada, Las Vegas as senior associate athletics director from 2010-13. Freire worked closely with university relations, department leadership, athletics development, external operations, athletic program administration and compliance while at the Mountain West Conference affiliate.

Prior to his time at UNLV, Freire spent time at the University of Arizona from 2007-10 as the assistant/associate athletics director for development under Livengood. Among Freire’s accomplishments at the Pac-12 school were the increase of planned gifts by \$4.5 million and serving as the athletic program liaison for the highly successful football and men’s basketball programs.

Freire also served at fellow OVC institution Tennessee Tech under athletics director Mark Wilson from 2005-07 as the associate athletics director for development. While in Cookeville, Freire was responsible for the cultivation and stewardship of major gift



prospects and donors. He increased annual donations by 300 percent and secured seven of the 10 largest gifts in department history.

Freire began his collegiate athletic administration career at Ohio University, where he served as an assistant/associate athletics director for development from 2000-04 under athletics director Thomas Boeh. During his time at the Mid-American Conference member, Freire managed all facets of facilities and game operations units, concession and merchandise contracts and also supervised the renovation and construction of numerous facilities.

*“We will embrace high ideals that a UT Martin student-athlete should be leaving this great university with a meaningful degree and had been in position to compete for championships.. Everyone on my staff throughout the department and throughout the university will know that the academic achievement of our student-athletes is our top priority. It is my intent to have us all represent this institution with the highest degree of integrity at all times.”*

-Julio Freire

Freire spent 10 years as a high school teacher, counselor, coach, athletics director and principal in Phoenix, Ariz. and Tempe, Ariz. before moving on to Ohio.

Born in Tijuana, Mexico and raised in Tucson, Ariz., Freire ran cross country and track and field at Arizona State University in Tempe, Ariz. He graduated with a bachelor of arts degree in education in 1990 and earned

his Master’s degree in counseling from the University of Phoenix in 1997.

Freire, 47, is married to the former Cherie Taylor and has two children, Christopher (11) and Gabriella (9).

### WHAT INDUSTRY LEADERS ARE SAYING:

“Congratulations to UT Martin for their selection of Julio Freire as their director of athletics. Julio has worked hard for many years to learn and develop the skills and experience necessary to lead an intercollegiate athletics department. He will exemplify a leader who focuses on the well-being of the student-athletes, knows how to help coaches achieve success and understands the significant importance of higher education.”

-Dutch Baughman, Executive Director, Division 1A Athletic Directors’ Association

“Julio Freire is an outstanding choice as the director of athletics at UT Martin. Julio’s unwavering commitment to a student-athlete will benefit students, faculty, staff and the university community in many ways. Julio is a tireless worker, an enthusiastic advocate and a terrific leader who will have an incredibly positive impact on all those he encounters. Congratulations and best wishes.”

-Bubba Cunningham, Director of Athletics, University of North Carolina

“Congratulations to UT Martin. Julio Freire is one of the very brightest and talented athletic administrators I have ever been around. There is not an area of intercollegiate athletics he is not familiar with. Student-athletes, staff, university and alums have just brightened your outstanding future at your wonderful university. UT Martin, in baseball terms you have just hit a grand slam home run.”

-Jim Livengood, Former Director of Athletics at UNLV, University of Arizona, Washington State University and Southern Illinois University

“I have had the distinct pleasure of knowing Julio Freire for over 10 years. At all times, Julio has embodied and modeled a code of conduct that we would wish upon every student-athlete: focus, work ethic, endurance, a competitive spirit and a commitment to excellence. Honor and integrity are often mere buzzwords but for Julio, they represent his way of life. Amongst the array of intercollegiate administrators across the United States, Julio Freire stands amongst the very best in terms of his preparation. Julio now brings his wealth of knowledge, skills, experiences and relationships to bear on the UT Martin community. You will find that Julio understands the complexities, opportunities and benefits of a successful athletics enterprise. As a former student-athlete, Julio also understands the transformative power of the intercollegiate athletics experience. UT Martin – prepare yourself. A professional and true gentleman is coming your way – his name is Julio Freire.”

-Tom Thomas, President and CEO of Cardinal Advisors

“No one that I know in our profession has prepared themselves to take on a major leadership role with more diligence and purpose than Julio Freire. He is thoughtful and a relationship builder, which is evident in his extraordinary work as a development officer. His work ethic is unmatched. Most importantly, he is a highly principled servant leader who will be a terrific addition to the UT Martin community.”

-Todd Turner, President and Founder of Collegiate Sports Associates

“UT Martin has made an exceptional hire in Julio Freire. He will bring immeasurable experience, particularly in fundraising, from a variety of top-notch institutions to the position. Most importantly, he will exhibit tremendous passion and an unwavering commitment to excellence every day that will greatly benefit the UT Martin athletics family for years to come. Having known and respected Julio since the 1990’s, this is the ultimate home run hire for the Skyhawks.”

-Kevin White, Vice President, Director of Athletics, Duke University



SKYHAWK ATHLETICS STAFF



Julie Freire  
Athletics Director



Bart Belew  
Assistant AD/  
Athletic Training



Danelle Fabianich  
Assistant AD/  
Administration &  
SWA



Col. Bill Kaler  
Assistant AD/  
Compliance



Richard Schoeberl  
Assistant AD/  
External Affairs

SUPPORT STAFF



Tim Barrington  
PA Announcer



Alex Boggis  
Sports Information  
Assistant



Chris Brinkley  
Skyhawk Radio  
Network



Tom Britt  
Skyhawk Radio  
Network



Jenny Canary  
Ticket Manager



Tamika Donaldson  
Assistant Athletic  
Trainer



Butch Dowty  
Equipment  
Manager



Stacie Evans  
Academic Support  
Coordinator



Trudy Henderson  
Administrative  
Specialist



Vickie Higgs  
Administrative  
Support Assistant



Katherine Malik  
Assistant Athletic  
Trainer



Nathan Morgan  
University  
Photographer



Tracie Moss  
Athletics  
Insurance



Ryne Rickman  
Sports Information  
Director



Retta Riley  
Assistant Athletic  
Trainer



John Schommer  
Faculty Athletic  
Representative



Marty Shisler  
Marketing/  
Skyhawk Club

HEAD COACHES



Bob Beard  
Rifle



Donley Canary  
Softball



Jerry Carpenter  
Men's Golf



Meghan Cunningham  
Equestrian



Brad Goss  
Baseball



Jason James  
Men's Basketball



John Luthi  
Rodeo



Darrin McClure  
Volleyball



Kevin McMillan  
Women's Basketball



Phil McNamara  
Soccer



Gordon Sanders  
Men's & Women's  
Cross Country



Jason Simpson  
Football



Fran Spears  
Cheerleading



Dennis Taylor  
Women's Tennis



2014 UT MARTIN SOFTBALL TEAM



**Back Row L-R:** HC Donley Canary, Elizabeth Wiegand, Lindsey Feigl, Gabby Glenn, Deven Wilson, Brooke Kennedy, Casey Vincent, Autumn Glenn, Lauren Smith, AC Ashley Archer. **Middle Row L-R:** Stephanie Nidiffer, Renate Meckl, Taylor Manning, Bella Zizzi, Carly Gonzales, Samantha McClure, Juli Layne, AC Sarah Daws. **Front Row L-R:** Kayla Wade, Tayler Jerrick, Kenzi Tate, Kelsey Dixon, Jessie Britt.





## 2013-14 SOFTBALL SCHEDULE

DATE	OPPONENT	TIME	MARCH 22	AT MOREHEAD STATE* (DH)	11 A.M.
FEB. 7	AT LOUISIANA TECH #	9 A.M.	MARCH 23	AT EASTERN KENTUCKY* (DH)	11 A.M.
FEB. 7	SAINT LOUIS #	11:15 A.M.	MARCH 25	OLE MISS	6 P.M.
FEB. 8	HOUSTON BAPTIST #	11:15 A.M.	MARCH 29	SIU EDWARDSVILLE* (DH)	1 P.M.
FEB. 8	WICHITA STATE #	1:30 P.M.	MARCH 30	SIU EDWARDSVILLE*	1 P.M.
FEB. 9	JACKSON STATE #	11:15 A.M.	APR. 2	AT EVANSVILLE (DH)	3 P.M.
FEB. 15	INDIANA %	4 P.M.	APR. 5	TENNESSEE STATE* (DH)	1 P.M.
FEB. 15	AT GEORGIA STATE %	6 P.M.	APR. 6	BELMONT* (DH)	1 P.M.
FEB. 16	BOWLING GREEN %	NOON	APR. 9	AT MEMPHIS	5 P.M.
FEB. 16	EAST TENNESSEE STATE %	2 P.M.	APR. 12	AT EASTERN ILLINOIS*(DH)	NOON
FEB. 21	BUFFALO ^	3:45 P.M.	APR. 13	AT EASTERN ILLINOIS*	NOON
FEB. 22	NORTHERN COLORADO ^	9 A.M.	APR. 18	TENNESSEE TECH* (DH)	1 P.M.
FEB. 22	SAINT LOUIS ^	6 P.M.	APR. 19	JACKSONVILLE STATE*(DH)	1 P.M.
FEB. 23	BOWLING GREEN ^	11:15 A.M.	APR. 22	MIDDLE TENNESSEE	4 P.M.
FEB. 23	AT OLE MISS ^	3:45 P.M.	APR. 24	AT SOUTHERN ILLINOIS	4 P.M.
MARCH 2	PRINCETON ~	9 A.M.	APR. 26	SOUTHEAST MISSOURI*(DH)	1 P.M.
MARCH 2	STETSON ~	1:30 P.M.	APR. 27	SOUTHEAST MISSOURI*	1 P.M.
MARCH 3	COLLEGE OF CHARLESTON ~	10 A.M.	MAY 3	AT AUSTIN PEAY* (DH)	NOON
MARCH 4	AT BETHUNE COOKMAN (DH)	1 P.M.	MAY 4	AT AUSTIN PEAY*	NOON
MARCH 6	AT UCF ~	4 P.M.	MAY 7-10	OVC TOURNAMENT	TBA
MARCH 7	COLGATE ~	1:30 P.M.			
MARCH 7	WESTERN CAROLINA ~	6 P.M.			
MARCH 8	TROY ~	9 A.M.			
MARCH 11	SAINT LOUIS (DH)	3 P.M.			
MARCH 15	AT MURRAY STATE* (DH)	3 P.M.			
MARCH 15	AT MURRAY STATE*	2 P.M.			

#LOUISIANA TECH TOURNAMENT - RUSTON, LA.  
 % GEORGIA STATE TOURNAMENT - ATLANTA, GA.  
 ^ OLE MISS TOURNAMENT - OXFORD, MISS.  
 ~ UCF TOURNAMENT - ORLANDO, FLA.  
 \*OHIO VALLEY CONFERENCE GAME  
 ALL TIMES ARE CST AND SUBJECT TO CHANGE